

2023 Project Completion and Fair Requirements

1/23/23

Project Number and Name	Skill Level*	Project Completion Requirements See each project book for complete details.	County Requirements	State Fair Requirements See the 4-H State Fair Guidebook for complete details for non-livestock projects.
-------------------------	--------------	--	---------------------	--

REQUIRED POSTER SIZE AND DIRECTION: Any poster made for county fair exhibit must be 22" wide and 28" high, made in a vertical format, not horizontal. A grade will be lowered if the poster is not the required size and direction.

REQUIRED TRI-FOLD SIZE: Any tri-fold display made for county fair exhibit must be a 36" high by 48" wide cardboard tri-fold display board with 12" wings. A grade will be lowered if the tri-fold is not the required size and direction.

About 4-H

91 <i>Discovering 4-H</i>	B	All activities in 9 interest areas Project summary	Bring completed project book and poster to judging. Fair Display will be the poster Division 33 Class 91	No state fair event
92 <i>4-H Around the Globe</i>	I	All seven activities, including the Talking It Over questions At least two learning experience At least two leadership/citizenship activities Project summary and project review	Bring completed project book and poster or tri-fold to judging. Fair Display will be the poster or tri-fold Division 33 Class 92	Family Life Day: completed project book, display, and interview

* Project skill level indicates the project's intended audience. **B** = Beginning level—for members with little or no experience in a project area, or 8 to 10 year olds; **I** = Intermediate level, for members with some experience in a project area, or 11 to 13 year olds; **A** = Advanced level—for experienced members in a project area, or 14 or older; and **X** = All levels—for all skill and age levels. Exceptions to these age guidelines are noted.



THE OHIO STATE UNIVERSITY

COLLEGE OF FOOD, AGRICULTURAL,
AND ENVIRONMENTAL SCIENCES



Project Number and Name	Skill Level*	Project Completion Requirements See each project book for complete details.	County Requirements	State Fair Requirements See the 4-H State Fair Guidebook for complete details for non-livestock projects.
-------------------------	--------------	--	---------------------	--

Animal Sciences

- Any live animal project can be turned into a Poster Project.
If a life animal project becomes a poster project, you would attend the Ag/Still Life Project judging.
Bring completed project book and poster. Poster will be your fair exhibit.
- See Jr. Fair Rules for weight requirements and maximum numbers of animals.**
- Self-Determined Animals** – Requires a Form 365 to be outlined and completed. (Check Local and State requirements for Ferrets and Wildlife)
- Project Record book must be graded with passing grade to show live animal.**
- Youth exhibiting AND housing an animal through Junior Fair are REQUIRED to complete an approved Assuring Quality Care of Animals (AQCA) program every year. Please contact OSU Extension with question.
- Youth showing and exhibiting an equine project are REQUIRED to complete the EquiStep program every year. Please contact OSU Extension with question.

County Requirements for Animal Science projects will now provide you with the Fair Division and Class codes for Lorain County. 4-H Project Enrollment and fair class codes are connected in Fair Entry. Be sure to watch for specific instructions through your email on how to enter your fair projects. You will only be able to enter classes for projects that your 4-H enrollment is connected to.

* Project skill level indicates the project's intended audience. **B** = Beginning level—for members with little or no experience in a project area, or 8 to 10 year olds; **I** = Intermediate level, for members with some experience in a project area, or 11 to 13 year olds; **A** = Advanced level—for experienced members in a project area, or 14 or older; and **X** = All levels—for all skill and age levels. Exceptions to these age guidelines are noted.

Project Number and Name	Skill Level*	Project Completion Requirements See each project book for complete details.	County Requirements	State Fair Requirements See the 4-H State Fair Guidebook for complete details for non-livestock projects.
Beef				
117 Beef Project and Record Book (for beef breeding, beef feeder, dairy beef feeder, and market beef projects)	X	<p>Project animal by required date</p> <p>Project goals and objectives</p> <p>Member Project Guide, Quality Assurance, and Animal Records sections</p> <p>At least 1 topic of interest</p> <p>At least 5 learning activities</p> <p>At least 2 leadership/citizenship experiences</p> <p>At least 2 leadership/citizenship activities.</p> <p>County approved AQCA (Quality Assurance) completed for all animals by county posted deadline</p>	<p>117M Possession by 2022 Tagging Date – and tagged by JFB for 2023 Fair Fair Division 21 Fair Classes: 01, 02, 04, 06, 13, 15, 16-20</p> <p>117B Possession by May 1 Fair Division 21 Fair Classes: 45-57</p> <p>117BF and 117DF Must be born in current year and in possession by June 1 117BF Fair Division 21 Fair Classes: 03, 12, 16-20 117DF Fair Division 21 Fair Classes: 05, 14, 16-20</p> <p>Complete new Project Record Book for Grading each year project is taken.</p>	<p>See “Jr. Livestock” events under the Competitions tab at ohiostatefair.com. See also 4hansci.osu.edu.</p>
Companion Animals and Rabbits				
200 All About Dogs	B	<p>All 8 activities and Talking It Over questions</p> <p>At least 2 learning experiences</p> <p>At least 2 leadership/citizenship activities</p> <p>Project review.</p> <p>This is not for members enrolled in a dog project.</p>	<p>Complete project book and Poster for judging. Fair Division 33 Class: 200</p> <p>Fair Display will be the Poster.</p>	Companion Animal Day

* Project skill level indicates the project's intended audience. **B** = Beginning level—for members with little or no experience in a project area, or 8 to 10 year olds; **I** = Intermediate level, for members with some experience in a project area, or 11 to 13 year olds; **A** = Advanced level—for experienced members in a project area, or 14 or older: and **X** = All levels—for all skill and age levels. Exceptions to these age guidelines are noted.

Project Number and Name	Skill Level*	Project Completion Requirements See each project book for complete details.	County Requirements	State Fair Requirements See the 4-H State Fair Guidebook for complete details for non-livestock projects.
201 <i>Dog Project and Record Book</i> (for pet, obedience, showmanship, performance, and working dog projects)	X	<p>Project animal by April 1 Project goals Member Project Guide, Dog Care and Welfare, and Animal Records sections</p> <p>A licensed, accredited veterinarian must immunize all dogs participating in county fair and Ohio State Fair Dog Shows against the following diseases: Distemper (CDV); Hepatitis; Leptospirosis; Parainfluenza (CPI); Parvovirus (CPV); and Rabies. Vaccination form must be signed and turned into County and/or State for proof.</p> <p>A female in heat CANNOT be shown. At county level, a special judging may be arranged with the Extension Office for a grade only – NOT eligible for trophy.</p>	<p>201D You and Your Dog. Complete Project book and Poster. Fair Display will be Poster. Fair Division 33 Class 201D</p> <p>201W Working Dog. Complete project book and Poster. Fair Display will be poster. Fair Division 33 Class 201W</p> <p>201O, 201P, 201S is a live dog and Possession Deadline is April 1 – Must have attended two approved shows/clinics prior to fair to show live dog at fair. 2010 - Division 24 Classes: 260-266, 273-288</p> <p>201P – Division 24 Classes: 385-391</p> <p>201S – Division 24 Classes: 267-272</p> <p>Complete new Project Record Book for Grading each year taken.</p>	<p>See “Jr. Livestock” events under the Competitions tab at ohiostatefair.com. See also 4hansci.osu.edu.</p>

* Project skill level indicates the project’s intended audience. **B** = Beginning level—for members with little or no experience in a project area, or 8 to 10 year olds; **I** = Intermediate level, for members with some experience in a project area, or 11 to 13 year olds; **A** = Advanced level—for experienced members in a project area, or 14 or older: and **X** = All levels—for all skill and age levels. Exceptions to these age guidelines are noted.

Project Number and Name	Skill Level*	Project Completion Requirements See each project book for complete details.	County Requirements	State Fair Requirements See the 4-H State Fair Guidebook for complete details for non-livestock projects.
202 <i>Dog Achievement Program</i>	X	To earn a certificate, choose 3 topic areas within one category and complete all 5 activities with each selected topic area, for a total of 15 activities. For more details, see project book or ohio4h.org/DAP . Can be taken multiple years completing new categories and earning new certificates.	Bring project book and records showing what topic areas and activities were completed. Also bring a Poster or Tri-fold. Division 33 Class 202 Exhibit Poster or Tri-fold.	
215 <i>Cavy Project and Record Book</i>	X	Project animal by required deadline Project goals and objectives Member Project Guide, animal care and welfare activities, and animal records At least 5 of the learning activities At least 2 learning experiences At least 2 leadership/citizenship activities	Cavy is brought in the day of judging and taken home afterwards. Division 29: Classes: 51-62 A or B, 100, 223-225 Complete new Project Record Book for Grading each year taken.	Companion Animal Day

* Project skill level indicates the project's intended audience. **B** = Beginning level—for members with little or no experience in a project area, or 8 to 10 year olds; **I** = Intermediate level, for members with some experience in a project area, or 11 to 13 year olds; **A** = Advanced level—for experienced members in a project area, or 14 or older; and **X** = All levels—for all skill and age levels. Exceptions to these age guidelines are noted.

Project Number and Name	Skill Level*	Project Completion Requirements See each project book for complete details.	County Requirements	State Fair Requirements See the 4-H State Fair Guidebook for complete details for non-livestock projects.
216 <i>Purr-fect Pals, Level 1</i>	B	You will need to complete each level as follows:	Animal Possession is May 1 To exhibit cat it must have the following vaccines: rabies, feline leukemia and FVRCP (Feline Viral Rhinotracheitis, Calicivirus, Panleukopenia and Chlamydia) vaccines. Vaccination form must be turned in with Jr. Fair Entry Forms. Live Exhibit: Division 28 Classes: 199, 201, 202 OR Poster Exhibit: Division 33 Class 216	Companion Animal Day
217 <i>Climbing Up! Level 2</i>	I	Cat-a-logue Your Knowledge evaluation, before and after project At least 7 activities each year		
218 <i>Leaping Forward, Level 3</i>	A	Each project/book can be taken for three years.	Cat is brought in the day of judging and taken home afterwards. Completed project record book for Grading.	

* Project skill level indicates the project's intended audience. **B** = Beginning level—for members with little or no experience in a project area, or 8 to 10 year olds; **I** = Intermediate level, for members with some experience in a project area, or 11 to 13 year olds; **A** = Advanced level—for experienced members in a project area, or 14 or older: and **X** = All levels—for all skill and age levels. Exceptions to these age guidelines are noted.

Project Number and Name	Skill Level*	Project Completion Requirements See each project book for complete details.	County Requirements	State Fair Requirements See the 4-H State Fair Guidebook for complete details for non-livestock projects.
220 <i>Pocket Pets Project and Record Book</i>	X	Project animal by required deadline Project goals and objectives Member Project Guide, animal care and welfare activities, and animal records At least 5 of the learning activities At least 2 learning experiences At least 2 leadership/citizenship activities	Pocket Pet (only gerbil, hamster, mouse, or rat) is brought in the day of judging and taken home afterwards. Live Exhibit: Division 28 Classes: 200, 203, 204 OR Poster Exhibit: Division 33 Class 220 Complete new Project Record Book for Grading each year taken.	Companion Animal Day
228 <i>Rabbit Project and Record Book</i> (for breeding, market, and pet projects)	X	Project animal by required deadline At least 1 topic of Interest At least 5 learning activities At least 2 learning experiences At least 2 leadership/citizenship activities Quality Assurance and Rabbit Records sections County approved AQCA (Quality Assurance) completed for all animals by county posted deadline	Complete New Project Record Book for Grading each year taken. 228BR - Division 29 Classes: 01-18 (A-D), 214, 215-222 228MA – Division 29 Classes: 212, 213, 215-222 228PE – Division 29 Classes: 01-18 (A-D), 215-222 Market Rabbits must be tattooed on determined date at the Lorain County Fairgrounds	See “Jr. Livestock” events under the Competitions tab at ohiostatefair.com . See also 4hansci.osu.edu . Market Rabbit Ownership is June 1 st Pet Rabbit is Companion Animal Day

* Project skill level indicates the project's intended audience. **B** = Beginning level—for members with little or no experience in a project area, or 8 to 10 year olds; **I** = Intermediate level, for members with some experience in a project area, or 11 to 13 year olds; **A** = Advanced level—for experienced members in a project area, or 14 or older: and **X** = All levels—for all skill and age levels. Exceptions to these age guidelines are noted.

Project Number and Name	Skill Level*	Project Completion Requirements See each project book for complete details.	County Requirements	State Fair Requirements See the 4-H State Fair Guidebook for complete details for non-livestock projects.
230 4-H PetPALS Project and Record Book	X	Project animal by required date Project Goals and Objectives At least 2 project experiences Other animal project records Must be enrolled in a PetPALS program under the direction of a master 4-H PetPALS leader	Bring completed project record book and poster or tri-fold Division 33 Class 230 Fair Exhibit is the poster or tri-fold.	Companion Animal Day
Dairy Cattle				
127 Dairy Calf, Dairy Yearling/Heifer and Dairy Cow Project and Record Book	X	Project animal by required date Member Project Guide, Quality Assurance, and Animal Records sections County approved AQCA (Quality Assurance) completed for all animals by county posted deadline	Possession by June 1 Complete new Project Record Book for Grading each year project taken. 127CA Dairy Calf Division 23 Classes: 57-59, 69, 70-72, 82, 83-85, 95, 96-98, 108, 109-111, 121 127HE Dairy Yearling/Heifer Division 23 Classes: 60-63, 69, 73-76, 82, 86-89, 95, 99-102, 108, 112-115, 121, 125-128, 134, 135-140 127CO Dairy Cow Division 23 Classes: 64-68, 69, 77-81, 82, 90-94, 95, 103-107, 108, 116-120, 121, 129-133, 134, 135-140	See "Jr. Livestock" events under the Competitions tab at ohiostatefair.com . See also 4hansci.osu.edu .

* Project skill level indicates the project's intended audience. **B** = Beginning level—for members with little or no experience in a project area, or 8 to 10 year olds; **I** = Intermediate level, for members with some experience in a project area, or 11 to 13 year olds; **A** = Advanced level—for experienced members in a project area, or 14 or older; and **X** = All levels—for all skill and age levels. Exceptions to these age guidelines are noted.

Project Number and Name	Skill Level*	Project Completion Requirements See each project book for complete details.	County Requirements	State Fair Requirements See the 4-H State Fair Guidebook for complete details for non-livestock projects.
Goats				
<p>135 Goat Project and Record Book (for breeding dairy; breeding meat; fiber; harness; market dairy, meat, or cross; pack, pygmy, and companion/pet goat projects)</p> <p>Complete new project and record book every year a dairy, market, or specialty goat project is taken.</p>	X	<p>Project animal by required date Project goals and objectives Member Project Guide, Quality Assurance, and Animal Records sections Must follow Scrapie Eradication Program and have USDA approved ear tag or Registration Tattoo</p> <p>County approved AQCA (Quality Assurance) completed for all animals by county posted deadline</p>	<p>Goats must be dehorned except Angora and Boer goats. All male goats must be castrated.</p> <p>135M Market goats must be born on or after December 1 of previous year. Wethers or unbred does may be used. Possession is May tagging date set by Jr. Fairboard.</p> <p>Possession of non-market goats is May 1, unless Jr. Kids which is July 1</p> <p>Complete new Project Record Book for Grading each year project taken.</p> <p>Division 25 135BD Breeding Dairy Classes 136-144, 131-135</p> <p>135BM Breeding Meat Classes: 167-170, 160-164</p> <p>135H Harness Goat Classes: 171-173, 131-135, 145-149, 160-164</p> <p>135M Market Goat Classes: 129-130, 165-166, 131-135, 160-164</p> <p>135P Pack Goat Classes: 174-178, 131-135, 145-149, 160-164</p> <p>135PY Pygmy Goat Classes: 150-157, 145-149</p>	<p>See "Jr. Livestock" events under the Competitions tab at ohiostatefair.com. See also 4hansci.osu.edu.</p>

* Project skill level indicates the project's intended audience. **B** = Beginning level—for members with little or no experience in a project area, or 8 to 10 year olds; **I** = Intermediate level, for members with some experience in a project area, or 11 to 13 year olds; **A** = Advanced level—for experienced members in a project area, or 14 or older; and **X** = All levels—for all skill and age levels. Exceptions to these age guidelines are noted.

Project Number and Name	Skill Level*	Project Completion Requirements See each project book for complete details.	County Requirements	State Fair Requirements See the 4-H State Fair Guidebook for complete details for non-livestock projects.
Horses				
173 <i>Horseless Horse</i>	B	Planning Your Project section At least 4 interest areas All recommended activities in your selected interest areas At least 2 organized activities At least 2 leadership/citizenship activities One-page report	Bring completed project book and poster Division 33 Class 173 Fair Exhibit is the poster	No state fair event
174 <i>Beginning Horse Management</i>	B	Project horse required by required date Appropriate helmet and other equipment Planning Your Project section All interest areas At least 2 Things to Do in each interest area At least 2 leadership/citizenship activities Project record One-page report	Required the first year a 4-H'er takes a live horse project. This includes saddle, SESP, draft, and donkeys. May choose to take this project up to 3 years. A 4-H'er is expected to complete the project book and use the record forms at the back of the 174 the first year only. Second year and after, 4-H'er must use and complete #190R, Equine Record Book. Horse Safety & Ethics Program for all program participants. Complete Project Record Book for Grading. Division 27 Classes: 301-311, 314-339, 400-424	Must qualify at PAS show. Must follow <i>Uniform Rules for 4-H Horse Shows</i> See "Jr. Livestock" events under the Competitions tab at ohiostatefair.com . See also 4hansci.osu.edu .

* Project skill level indicates the project's intended audience. **B** = Beginning level—for members with little or no experience in a project area, or 8 to 10 year olds; **I** = Intermediate level, for members with some experience in a project area, or 11 to 13 year olds; **A** = Advanced level—for experienced members in a project area, or 14 or older; and **X** = All levels—for all skill and age levels. Exceptions to these age guidelines are noted.

Project Number and Name	Skill Level*	Project Completion Requirements See each project book for complete details.	County Requirements	State Fair Requirements See the 4-H State Fair Guidebook for complete details for non-livestock projects.
<p>175 <i>Light Horse Selection</i></p> <p><i>190R Equine Record Book is required for horse projects, 175, 177, 180, 181, 182, 184, 185, 188, and 189</i> <i>Complete one record book every year.</i></p>	I	<p>Project horse required by required date Appropriate helmet and other equipment Planning Your Project section All interest areas At least 2 Things to Do in each interest area At least 2 learning experiences At least 2 leadership/citizenship activities Questions on pages 55-57 Complete the judging description of your horse Completed 190R <i>Equine Record Book</i> One-page report</p>	<p>Recommended to follow Project 174</p> <p>Maximum enrollment is 2 years. Use as a reference for horse judging.</p> <p>Horse Safety & Ethics Program for all program participants.</p> <p>Complete Project Record Book for Grading and completed 190R <i>Equine Record Book</i> each year.</p> <p>Division 27 Classes: 301-303, 314-339</p>	<p>Must qualify at PAS show. Must follow <i>Uniform Rules for 4-H Horse Shows</i> See “Jr. Livestock” events under the Competitions tab at ohiostatefair.com. See also 4hansci.osu.edu.</p>
<p>177 <i>Horse Training: How to Talk to Your Horse</i></p> <p><i>190R Equine Record Book is required for horse projects, 175, 177, 180, 181, 182, 184, 185, 188, and 189</i> <i>Complete one record book every year.</i></p>	I	<p>Project horse required by required date Appropriate helmet and other equipment Completed 190R <i>Equine Record Book</i></p>	<p>Maximum enrollment is 2 years except 185.</p> <p>Horse Safety & Ethics Program for all program participants.</p> <p>Complete Project Record Book for Grading and completed 190R <i>Equine Record Book</i> each year.</p> <p>Division 27 Classes: 301-303, 304-311 314-339, 400-426</p>	<p>Must qualify at PAS show. Must follow <i>Uniform Rules for 4-H Horse Shows</i> See “Jr. Livestock” events under the Competitions tab at ohiostatefair.com. See also 4hansci.osu.edu.</p>

* Project skill level indicates the project’s intended audience. **B** = Beginning level—for members with little or no experience in a project area, or 8 to 10 year olds; **I** = Intermediate level, for members with some experience in a project area, or 11 to 13 year olds; **A** = Advanced level—for experienced members in a project area, or 14 or older: and **X** = All levels—for all skill and age levels. Exceptions to these age guidelines are noted.

Project Number and Name	Skill Level*	Project Completion Requirements See each project book for complete details.	County Requirements	State Fair Requirements See the 4-H State Fair Guidebook for complete details for non-livestock projects.
180 <i>Learning to Jump</i> <i>190R Equine Record Book is required for horse projects, 175, 177, 180, 181, 182, 184, 185, 188, and 189</i> <i>Complete one record book every year.</i>	I	Project horse required by required date Appropriate helmet and other equipment All 3 project areas At least 5 activities in each interest area At least 2 learning experiences At least 2 leadership/citizenship activities One-page summary Complete 190R <i>Equine Record Book</i>	Maximum enrollment is 2 years except 185. Horse Safety & Ethics Program for all program participants. Complete Project Record Book for Grading and completed 190R Equine Record Book each year. Division 27 Classes: 301-303, 314-339	Must qualify at PAS show. Must follow <i>Uniform Rules for 4-H Horse Shows</i> See “Jr. Livestock” events under the Competitions tab at ohiostatefair.com . See also 4hansci.osu.edu .
181 <i>Draft Horses</i> <i>190R Equine Record Book is required for horse projects, 175, 177, 180, 181, 182, 184, 185, 188, and 189</i> <i>Complete one record book every year.</i>	I	Project horse required by required date Appropriate helmet and other equipment Planning Your Project section Interest areas 1-5 and 7 (new members) Interest areas 2-7 (returning members) Things to Do in each interest area At least 2 learning opportunities At least 2 leadership/citizenship activities Completed 190R <i>Equine Record Book</i> One-page summary	First year: Exhibit 1 animal in showmanship and halter. Second year: Exhibit 1 animal in showmanship, halter and cart class. Third year: Exhibit 1 or 2 animals in showmanship, halter plus team hitch or advanced cart class. Fourth year: Exhibit 1 or more animals in showmanship and any type of hitch. Horse Safety & Ethics Program for all program participants. Complete Project Record Book for Grading and completed 190R Equine Record Book each year. Division 27 Classes 304-311	Must qualify at PAS show. Must follow <i>Uniform Rules for 4-H Horse Shows</i> See “Jr. Livestock” events under the Competitions tab at ohiostatefair.com . See also 4hansci.osu.edu .

* Project skill level indicates the project’s intended audience. **B** = Beginning level—for members with little or no experience in a project area, or 8 to 10 year olds; **I** = Intermediate level, for members with some experience in a project area, or 11 to 13 year olds; **A** = Advanced level—for experienced members in a project area, or 14 or older: and **X** = All levels—for all skill and age levels. Exceptions to these age guidelines are noted.

Project Number and Name	Skill Level*	Project Completion Requirements See each project book for complete details.	County Requirements	State Fair Requirements See the 4-H State Fair Guidebook for complete details for non-livestock projects.
182 <i>Small Equine</i> <i>190R Equine Record Book is required for horse projects, 175, 177, 180, 181, 182, 184, 185, 188, and 189</i> <i>Complete one record book every year.</i>	I	Project horse required by required date Appropriate helmet and other equipment Project Areas 1-7, each with at least one project activity At least 2 learning experiences At least 2 leadership/citizenship activities Completed 190R <i>Equine Record Book</i> One-page summary	Must enroll in project for all levels to show small equine in Jr. Fair and 4-H shows. All small equine must have measurements on file by June 1st of the current 4-H year in order show. Develop sportsmanship and learn how to be responsible for safety and training of one or more small equine. <div>Horse Safety & Ethics Program for all program participants.</div> Complete Project Record Book for Grading and completed 190R Equine Record Book each year. <div>Division 27</div> <div>Classes: 400-426</div>	Must qualify at PAS show. Must follow <i>Uniform Rules for 4-H Horse Shows</i> See “Jr. Livestock” events under the Competitions tab at ohiostatefair.com . See also 4hansci.osu.edu .
184 <i>Standardbred Horse</i> <i>190R Equine Record Book is required for horse projects, 175, 177, 180, 181, 182, 184, 185, 188, and 189</i> <i>Complete one record book every year.</i>	I	Project horse required by required date Appropriate helmet and other equipment Planning Your Project section Explore all interest areas At least 2 Things to Do At least 2 project learning experiences and 2 leadership/citizenship activities Completed 190R <i>Equine Record Book</i> One-page summary	Maximum enrollment is 2 years except 185. <div>Horse Safety & Ethics Program for all program participants.</div> Complete Project Record Book for Grading and completed 190R Equine Record Book each year. <div>Division 27</div> <div>Classes: 301-303, 314-339</div>	Must qualify at PAS show. Must follow <i>Uniform Rules for 4-H Horse Shows</i> See “Jr. Livestock” events under the Competitions tab at ohiostatefair.com . See also 4hansci.osu.edu .

* Project skill level indicates the project’s intended audience. **B** = Beginning level—for members with little or no experience in a project area, or 8 to 10 year olds; **I** = Intermediate level, for members with some experience in a project area, or 11 to 13 year olds; **A** = Advanced level—for experienced members in a project area, or 14 or older: and **X** = All levels—for all skill and age levels. Exceptions to these age guidelines are noted.

Project Number and Name	Skill Level*	Project Completion Requirements See each project book for complete details.	County Requirements	State Fair Requirements See the 4-H State Fair Guidebook for complete details for non-livestock projects.
<p>185 Equine Reproduction and Genetics</p> <p><i>190R Equine Record Book is required for horse projects, 175, 177, 180, 181, 182, 184, 185, 188, and 189</i> <i>Complete one record book every year.</i></p>	A	<p>Project horse required by required date Appropriate helmet and other equipment Planning Your Project section All 3 major interest areas At least 3 Things to Do in each of your selected interest areas At least 3 project learning activities and 3 leadership/citizenship activities Completed 190R <i>Equine Record Book</i> Project diary or scrapbook</p>	<p>Maximum enrollment is 2 years except 185.</p> <p>Horse Safety & Ethics Program for all program participants.</p> <p>Complete Project Record Book for Grading and completed 190R Equine Record Book each year.</p> <p>Division 27 Classes: 301-303, 304-311 314-339, 400-426</p>	<p>Must qualify at PAS show. Must follow <i>Uniform Rules for 4-H Horse Shows</i> See “Jr. Livestock” events under the Competitions tab at ohiostatefair.com. See also 4hansci.osu.edu.</p>
<p>188 Trail Riding</p> <p><i>190R Equine Record Book is required for horse projects, 175, 177, 180, 181, 182, 184, 185, 188, and 189</i> <i>Complete one record book every year.</i></p>	I	<p>Project horse required by required date Appropriate helmet and other equipment Planning Your Project section All interest areas At least 2 Things to Do in each interest area At least 2 project learning experiences and 2 leadership/citizenship activities Completed 190R <i>Equine Record Book</i> One-page summary</p>	<p>Maximum enrollment is 2 years except 185.</p> <p>Horse Safety & Ethics Program for all program participants.</p> <p>Complete Project Record Book for Grading and completed 190R Equine Record Book each year.</p> <p>Division 27 Classes: 301-303, 314-339</p>	<p>Must qualify at PAS show. Must follow <i>Uniform Rules for 4-H Horse Shows</i> See “Jr. Livestock” events under the Competitions tab at ohiostatefair.com. See also 4hansci.osu.edu.</p>

* Project skill level indicates the project’s intended audience. **B** = Beginning level—for members with little or no experience in a project area, or 8 to 10 year olds; **I** = Intermediate level, for members with some experience in a project area, or 11 to 13 year olds; **A** = Advanced level—for experienced members in a project area, or 14 or older; and **X** = All levels—for all skill and age levels. Exceptions to these age guidelines are noted.

Project Number and Name	Skill Level*	Project Completion Requirements See each project book for complete details.	County Requirements	State Fair Requirements See the 4-H State Fair Guidebook for complete details for non-livestock projects.
189 Dressage <i>190R Equine Record Book is required for horse projects, 175, 177, 180, 181, 182, 184, 185, 188, and 189</i> <i>Complete one record book every year.</i>	I	Project horse required by required date Appropriate helmet and other equipment Planning Your Project section New members explore interest areas 1-4 and first year Completion of project activities Repeating members complete Completion of Project activities All of the Things to Do At least 2 project learning experiences and 2 leadership/citizenship activities Completed 190R <i>Equine Record Book</i> One-page report	Maximum enrollment is 2 years except 185. Horse Safety & Ethics Program for all program participants. Complete Project Record Book for Grading and completed 190R Equine Record Book each year. Division 27 Classes: 301-303, 314-339	Must participate in a dressage competition and meet scoring requirements Must follow <i>Uniform Rules for 4-H Horse Shows</i> See “Jr. Livestock” events under the Competitions tab at ohiostatefair.com . See also 4hansci.osu.edu .
Llamas and Alpacas				
132 Llama and Alpaca Project and Record Book Complete this required project and record book every year a llama or alpaca project is taken.	X	Project animal by required date Project Goals and Objectives Member Project Guide, Animal Care and Welfare, and Animal Records sections Club or county level project review County project judging (may be optional) County approved AQCA (Quality Assurance) completed for all animals by county posted deadline if requesting live animal exhibit.	Self-Determined Project – Poster and interview at Ag/Still Life Judging. May exhibit live animal <u>only</u> with JFB approval. Division 33 Class 132	See “Open Livestock” events under the Competitions tab at ohiostatefair.com

* Project skill level indicates the project’s intended audience. **B** = Beginning level—for members with little or no experience in a project area, or 8 to 10 year olds; **I** = Intermediate level, for members with some experience in a project area, or 11 to 13 year olds; **A** = Advanced level—for experienced members in a project area, or 14 or older: and **X** = All levels—for all skill and age levels. Exceptions to these age guidelines are noted.

Project Number and Name	Skill Level*	Project Completion Requirements See each project book for complete details.	County Requirements	State Fair Requirements See the 4-H State Fair Guidebook for complete details for non-livestock projects.
Poultry				
<p>150 Poultry Project and Record Book (for exhibition and market chicken, duck, goose, turkey; chicken, egg production: hens and pullet; and helmeted guinea fowl projects)</p> <p>Complete a new project and record book each year. This book can be used for multiple poultry projects.</p>	X	<p>Project animal by required date Project goals and objectives Member Project Guide, Quality Assurance, and Animal Records sections Club or county level project review County project judging (may be optional) County approved AQCA (Quality Assurance) completed for all animals by county posted deadline.</p> <p>NPIP paperwork or Pullorum Free test is required for all chickens and turkeys (market and exhibition) exhibited. You need to request the NPIP paperwork from the hatchery and should receive when you receive your birds. You will need to turn into JFB by deadline and keep a copy for yourself. Waterfowl, peafowl, and pigeons are excluded. <u>Paperwork will not be accepted late.</u></p>	<p>150TM & 150TE – Possession Date is June 1</p> <p>All other Poultry possession date is July 1</p> <p>Egg Display – Consists of three eggs originating from the same bird.</p> <p>Pigeon, Fancy & Squabs sign up as 365A Self-Determined, and purchase and complete 150 Poultry Project and Record Book.</p> <p>Complete new Project Record Book for Grading each year project taken.</p> <p>Division 26 150CE Chicken, Exhibition Classes 01-27 (A-H), 160-162 150CM Chicken, Market Classes: 151, 163-165 150CEP Chicken, Egg Prod. Classes: 01-27 (B, D, F, H) 160-162, 173, 174 150DE Duck, Exhibition Classes: 153, 154, 166-168 150DM Duck, Market Classes: 152, 166-168 150GE Goose, Exhibition Classes: 155, 166-168 150TE Turkey, Exhibition Classes: 157, 169-171 150TM Turkey, Market Classes: 156, 169-171 365 Pigeons Classes: 158, 172</p>	<p>See “Jr. Livestock” events under the Competitions tab at ohiostatefair.com. See also 4hansci.osu.edu.</p> <p>Market poultry possession is within 5 day of hatch!</p>

* Project skill level indicates the project’s intended audience. **B** = Beginning level—for members with little or no experience in a project area, or 8 to 10 year olds; **I** = Intermediate level, for members with some experience in a project area, or 11 to 13 year olds; **A** = Advanced level—for experienced members in a project area, or 14 or older: and **X** = All levels—for all skill and age levels. Exceptions to these age guidelines are noted.

Project Number and Name	Skill Level*	Project Completion Requirements See each project book for complete details.	County Requirements	State Fair Requirements See the 4-H State Fair Guidebook for complete details for non-livestock projects.
Sheep				
198 <i>Market Lamb Project and Record Book</i> Complete this required project book every year a market lamb project is taken.	X	Project animal by required date All activities Must follow Scrapie Eradication Program and have USDA approved ear tag or Registration Tattoo County approved AQCA (Quality Assurance) completed for all animals by county posted deadline.	Must be born in current year Must be tagged in at May weigh-in Complete new Project Record Book for Grading each year project taken. Division 30 Classes: 225-227, 235-239	See "Jr. Livestock" events under the Competitions tab at ohiostatefair.com . See also 4hansci.osu.edu .
199 <i>Sheep Breeding Project and Record Book</i> Complete this required project book every year a sheep breeding project is taken.	X	Project animal by required date At least 1 topic of interest At least 5 activities At least 2 learning experiences At least 2 leadership/citizenship activities Quality Assurance and Animal Records sections Must follow Scrapie Eradication Program and have USDA approved ear tag or Registration Tattoo County approved AQCA (Quality Assurance) completed for all animals by county posted deadline.	Complete new Project Record Book for Grading each year project taken. Division 30 Classes: 232-234, 235-239	See "Jr. Livestock" events under the Competitions tab at ohiostatefair.com . See also 4hansci.osu.edu .

* Project skill level indicates the project's intended audience. **B** = Beginning level—for members with little or no experience in a project area, or 8 to 10 year olds; **I** = Intermediate level, for members with some experience in a project area, or 11 to 13 year olds; **A** = Advanced level—for experienced members in a project area, or 14 or older; and **X** = All levels—for all skill and age levels. Exceptions to these age guidelines are noted.

Project Number and Name	Skill Level*	Project Completion Requirements See each project book for complete details.	County Requirements	State Fair Requirements See the 4-H State Fair Guidebook for complete details for non-livestock projects.
Swine				
139 Market Hog Project and Record Book Complete this required project book every year a market hog project is taken	X	Project animal by required date At least 1 topic of interest At least 5 activities At least 2 learning experiences At least 2 leadership/citizenship activities Quality Assurance and Animal Records sections County approved AQCA (Quality Assurance) completed for all animals by county posted deadline.	Complete new Project Record Book for Grading each year project taken. Division: 31 Classes: 241-248	See "Jr. Livestock" events under the Competitions tab at ohiostatefair.com . See also 4hansci.osu.edu .
140 Swine Breeding Project and Record Book Complete new required project book every year a swine breeding project is taken.	X	Project animal by required date At least 1 topic of interest At least 5 activities At least 2 learning experiences At least 2 leadership/citizenship activities Quality Assurance and Animal Records sections County approved AQCA (Quality Assurance) completed for all animals by county posted deadline	Poster project – judging at Ag/Still Life Judging. Bring new completed project book and poster to judging each year project is taken. If planning to take as a State Fair Project a County approved AQCA must be completed by county posted deadline. No live exhibit for breeding gilts or sows and litters. Exhibit Poster. Division 33 Class: 140	See "Jr. Livestock" events under the Competitions tab at ohiostatefair.com . See also 4hansci.osu.edu .

* Project skill level indicates the project's intended audience. **B** = Beginning level—for members with little or no experience in a project area, or 8 to 10 year olds; **I** = Intermediate level, for members with some experience in a project area, or 11 to 13 year olds; **A** = Advanced level—for experienced members in a project area, or 14 or older; and **X** = All levels—for all skill and age levels. Exceptions to these age guidelines are noted.

Project Number and Name	Skill Level*	Project Completion Requirements See each project book for complete details.	County Requirements	State Fair Requirements See the 4-H State Fair Guidebook for complete details for non-livestock projects.
Veterinary Science				
244 <i>From Airedales to Zebras, Level 1</i>	B	Set goals and record project highlights At least seven activities each year At least 21 of the activities in three years Complete the “Whaddya Know?” survey before and after activities Project evaluation (Use the same book 1-3 years.)	Bring completed project book and poster or display. Poster or display will be your fair Exhibit. Division 33 Class 244	STEM Day: completed project book, display, and interview
245 <i>All Systems Go! Level 2</i>	I	Set goals and record project highlights At least seven activities each year At least 21 of the activities in three years Complete the “Whaddya Know?” survey before and after activities Project evaluation (Use the same book 1-3 years.)	Bring completed project book and poster or display Poster or display will be your fair Exhibit. Division 33 Class 245	STEM Day: completed project book, display, and interview
246 <i>On the Cutting Edge, Level 3</i>	A	Set goals and record project highlights At least seven activities each year At least 21 of the activities in three years Complete the “Whaddya Know?” survey before and after activities Project evaluation (Use the same book 1-3 years.)	Bring completed project book and poster or display Poster or display will be your fair Exhibit. Division 33 Class 246	STEM Day: completed project book, display, and interview

* Project skill level indicates the project’s intended audience. **B** = Beginning level—for members with little or no experience in a project area, or 8 to 10 year olds; **I** = Intermediate level, for members with some experience in a project area, or 11 to 13 year olds; **A** = Advanced level—for experienced members in a project area, or 14 or older; and **X** = All levels—for all skill and age levels. Exceptions to these age guidelines are noted.

Project Number and Name	Skill Level*	Project Completion Requirements See each project book for complete details.	County Requirements	State Fair Requirements See the 4-H State Fair Guidebook for complete details for non-livestock projects.
-------------------------	--------------	--	---------------------	---

Clothing and Textile Science

- Be prepared to model your completed outfit as part of a total look (have appropriate accessories, etc.)
- Be prepared to change clothes for construction judging.
- Bring a fabric swatch from constructed garments to attach to style review card.
- Be prepared to discuss your project and project learnings with your judge.

Repeating Clothing Projects: Members who repeat clothing projects should attempt new challenges each year such as doing more advanced experiments and surveys and sewing more complicated patterns or harder-to-handle fabrics.

407 <i>Accessories for Teens</i>	B, ages 13+	All 4 interest areas At least 1 additional 4-H activity At least 1 leadership/citizenship experience Wardrobe evaluation and accessories to complement at least 1 outfit At least 1 accessory: bag/purse, belt/cummerbund, footwear/shoe covers, hat, gloves, jewelry, removable collar/dickey/jabot, scarf/tie, muffler/shawl, socks/hosiery, or suspenders to complete the appearance of an outfit Project record and evaluation	Bring coordinating outfit to wear with your accessory. Completed project book. Exhibit accessory you made with the outfit it was designed for. Division 34 Class 407	Clothing Days: completed project book and outfit (Wear at least one accessory you made with the outfit it was designed for)
409 <i>Sew Fun!</i>	B	All 5 project areas At least 2 learning experiences At least 2 leadership/citizenship activities A pin cushion and fully elastic-waisted skirt, shorts, pants, or capris Project review	Put together a sewing box and bring pin cushion made in project. Completed project book and clothing you made. Exhibit items made Division 34 Class 409	Clothing Days: completed project book and fully elastic-waisted skirt, shorts, pants, or capris

* Project skill level indicates the project's intended audience. **B** = Beginning level—for members with little or no experience in a project area, or 8 to 10 year olds; **I** = Intermediate level, for members with some experience in a project area, or 11 to 13 year olds; **A** = Advanced level—for experienced members in a project area, or 14 or older; and **X** = All levels—for all skill and age levels. Exceptions to these age guidelines are noted.

Project Number and Name	Skill Level*	Project Completion Requirements See each project book for complete details.	County Requirements	State Fair Requirements See the 4-H State Fair Guidebook for complete details for non-livestock projects.
410 <i>Designed by Me</i>	B	All 8 activities, including Talking It Over questions At least 2 learning experiences At least 2 leadership/citizenship activities Decorate (or embellish) a T-shirt, sweatshirt, button-down shirt, or simple jacket Project review Project record (if any materials purchased)	Wear your decorated top. Assemble a complete outfit. Completed project book. Exhibit your decorated top. Division 34 Class 410	Clothing Days: completed project book and outfit
413 <i>Sundresses and Jumpers</i>	B	All 5 project areas At least 2 learning experiences At least 2 leadership/citizenship activities A sundress or jumper Project review	Sundress or jumper along with accessories. (No pantsuits, jumpsuits, skorts, or split skirt jumpers) Completed project book. Exhibit Item made. Division 34 Class 413	Clothing Days: completed project book and the sundress or jumper you constructed
419 <i>Terrific Tops</i>	B	All 8 activities, including Talking It over questions At least 2 learning experiences At least 2 leadership/citizenship activities A top that is part of a complete outfit Project review	Bring top you constructed. (Sew, knit, or crochet a simple top, blouse, shirt, vest, tang top, sweater, t-shirt, or shell from simple pattern) Exhibit Item made. Division 34 Class 419	Clothing Days: completed project book and the top you constructed with accessories

* Project skill level indicates the project's intended audience. **B** = Beginning level—for members with little or no experience in a project area, or 8 to 10 year olds; **I** = Intermediate level, for members with some experience in a project area, or 11 to 13 year olds; **A** = Advanced level—for experienced members in a project area, or 14 or older: and **X** = All levels—for all skill and age levels. Exceptions to these age guidelines are noted.

Project Number and Name	Skill Level*	Project Completion Requirements See each project book for complete details.	County Requirements	State Fair Requirements See the 4-H State Fair Guidebook for complete details for non-livestock projects.
411 <i>em•bel•lish: A 4-H Guide to Wearable Art</i>	I	All 10 activities and 3 journal pages At least one embellished garment At least 2 learning experiences At least 2 leadership/citizenship activities Project review	Bring embellished item to judging, along with completed notebook with at least 3 samples of techniques. Completed project book. Exhibit your decorated item. Division 34 Class 411	Clothing Days: completed project book, completed notebook with at least 3 samples of embellishment techniques you tried and embellishment(s) on at least one garment
412 <i>Sew for Others</i>	I	All 7 activities and all Talking It Over questions At least 2 learning experiences At least 2 leadership/citizenship activities Project review Construct one complete outfit for the person of your choice OR adapt three different garments for someone with a disability	Bring your constructed project along with completed project book. Exhibit clothing made Division 34 Class 412	Clothing Days: completed project book and outfit (It is desirable but not required for the "other" to wear the outfit. Also, if the project is repeated, a new category of "other" must be selected)
415 <i>Ready, Set, Sew Active!</i>	I	All 9 activities At least 2 learning experiences At least 2 leadership/citizenship activities At least one garment that is part of an active sportswear outfit Project summary and project review	Bring constructed garment(s) along with completed project book. Exhibit clothing made. Division 34 Class 415	Clothing Days: completed project book and outfit
418 <i>Loungewear</i>	X	All 11 activities At least 2 learning experiences At least 2 leadership/citizenship activities A loungewear outfit to wear over garments you make or buy Project record, summary, and review	Completed project book and lounging outfit that must be appropriate to wear in public. Exhibit clothing made. Division 34 Class 418	Clothing Days: completed project book and lounging outfit

* Project skill level indicates the project's intended audience. **B** = Beginning level—for members with little or no experience in a project area, or 8 to 10 year olds; **I** = Intermediate level, for members with some experience in a project area, or 11 to 13 year olds; **A** = Advanced level—for experienced members in a project area, or 14 or older; and **X** = All levels—for all skill and age levels. Exceptions to these age guidelines are noted.

Project Number and Name	Skill Level*	Project Completion Requirements See each project book for complete details.	County Requirements	State Fair Requirements See the 4-H State Fair Guidebook for complete details for non-livestock projects.
424 <i>Clothing for Middle School</i>	I, ages 10-14	All 5 interest areas At least 1 garment with sleeves or a skirt or pants plus a top such as a vest, collarless jacket, sweater, blouse, or other top, with or without sleeves At least 1 additional organized activity, 1 leadership/citizenship activity and 1 career experience. Project evaluation and project summary	Completed project book and constructed garment(s) Exhibit clothing made Division 34 Class 424	Clothing Days: completed project book and garment you constructed
430 <i>Shopping Savvy</i>	I	All 8 activities At least 2 learning experiences At least 2 leadership/citizenship activities An outfit, including accessories Project review	Completed project book and selected completed outfit. Bring project records or poster to discuss project activities. Exhibit poster or outfit. Division 34 Class 430	Clothing Days: completed project book and outfit Check email regarding items for judging
406 <i>Clothes for High School and College</i>	A	All 5 major areas At least 2 additional organized activities At least 2 leadership/citizenship activities A wardrobe inventory At least 1 outfit with a minimum of 2 pieces or a 1-piece garment with sleeves, plus some other style detail not tried before Repair at least 3 items from your wardrobe Project summary	Completed project book and constructed garment(s) Exhibit clothing made. Division 34 Class 406	Clothing Days: completed project book and outfit
408 <i>Creative Costumes</i>	A	All 5 interest areas At least 1 learning experience At least 1 leadership/citizenship activity A costume from one of these categories: historical, ethnic/cultural, theatrical, or special interest Project record and evaluation summary	Completed project book and constructed garment(s) Exhibit clothing made. Division 34 Class 408	Clothing Days: completed project book and costume you made for yourself

* Project skill level indicates the project's intended audience. **B** = Beginning level—for members with little or no experience in a project area, or 8 to 10 year olds; **I** = Intermediate level, for members with some experience in a project area, or 11 to 13 year olds; **A** = Advanced level—for experienced members in a project area, or 14 or older; and **X** = All levels—for all skill and age levels. Exceptions to these age guidelines are noted.

Project Number and Name	Skill Level*	Project Completion Requirements See each project book for complete details.	County Requirements	State Fair Requirements See the 4-H State Fair Guidebook for complete details for non-livestock projects.
417 <i>Dress-Up Outfit</i>	A	All 5 interest areas At least 1 learning experience At least 1 leadership/citizenship activity A dress-up garment with two or more new experiences (zipper, sleeves, new trim or fabric) and coordinate/incorporate/integrate into your total look Project evaluation and project review	Completed project book and constructed garment(s) Exhibit clothing made Division 34 Class 417	Clothing Days: completed project book and outfit
420 <i>Outerwear for Anywhere</i>	A	All 4 projects areas and activities At least 2 learning experiences At least 2 leadership/citizenship activities An advanced-level outer garment, such as a coat, jacket, raincoat, cape, or other similar outer garment, and add other clothing accessories for a total look. Project summary and project review	Completed project book and constructed garment. Exhibit clothing made Division 34 Class 420	Clothing Days: completed project book and outfit Check email regarding items for judging
425 <i>Look Great for Less</i>	A, ages 15-18	All 5 interest areas At least 1 learning experience At least 1 leadership/citizenship activity An inexpensive outfit Project record, summary, and evaluation	Completed project book and selected item(s) Exhibit selected item(s) Division 34 Class 425	Clothing Days: completed project book and outfit
426 <i>Clothing for Your Career</i>	A	All 5 interest areas At least 1 learning experience At least 1 leadership/citizenship activity An outfit with at least 2 pieces appropriate for a job, volunteer, work, or an interview (suit, uniform, or work outfit) At least 2 alterations A brief description of an interesting job. Job site visit or interview a professional, or both Project record and evaluation	Completed project book and constructed garment(s). Exhibit clothing made. Division 34 Class 426	Clothing Days: completed project book and outfit.

* Project skill level indicates the project's intended audience. **B** = Beginning level—for members with little or no experience in a project area, or 8 to 10 year olds; **I** = Intermediate level, for members with some experience in a project area, or 11 to 13 year olds; **A** = Advanced level—for experienced members in a project area, or 14 or older; and **X** = All levels—for all skill and age levels. Exceptions to these age guidelines are noted.

Project Number and Name	Skill Level*	Project Completion Requirements See each project book for complete details.	County Requirements	State Fair Requirements See the 4-H State Fair Guidebook for complete details for non-livestock projects.
432M <i>Sewing and Textiles (non-Clothing) Master</i>	A	At least one non-clothing fabric item At least 2 learning experiences At least 2 leadership/citizenship activities Project records including interview, budget, and photos Judging activity	Completed project record, budget and photos, and item(s) made. Exhibit item(s) made. Division 34 Class 432M	No state fair event

Communication

377 <i>Finding Your Voice: Public Speaking Made Easy</i>	B	All 7 activities At least 2 learning experiences At least 2 leadership/citizenship activities Project review	Bring completed project book and poster or display. Poster or Display will be your fair exhibit. Division 34 Class 377	Leadership Day: completed project book, display, and interview
--	---	---	---	--

Creative and Leisure Arts

Cake Decorating

- The edible decorated cake should sit on a form that is covered with foil, parchment or freezer paper.
- Non-edible decorated cake on Styrofoam form decorated with royal icing, fondant, plaster-of-paris, or any other non-edible food substance.

492 <i>Cake Decorating Project and Record book</i>	X	At least 5 learning activities At least 2 learning experiences At least 2 leadership/citizenship activities Record of decorating skills and techniques Project and cake records Project summary and review	Bring completed project book and all records. Bring edible decorated cake to judging. Also bring non-edible decorated cake to judging. This non-edible cake will be your fair display. Division 34 Class 492	Creative Arts Day II: completed project book, display (decorated cake and poster), written and hands-on skills evaluation, and interview
--	---	---	---	--

* Project skill level indicates the project's intended audience. **B** = Beginning level—for members with little or no experience in a project area, or 8 to 10 year olds; **I** = Intermediate level, for members with some experience in a project area, or 11 to 13 year olds; **A** = Advanced level—for experienced members in a project area, or 14 or older; and **X** = All levels—for all skill and age levels. Exceptions to these age guidelines are noted.

Project Number and Name	Skill Level*	Project Completion Requirements See each project book for complete details.	County Requirements	State Fair Requirements See the 4-H State Fair Guidebook for complete details for non-livestock projects.
Collecting				
496 <i>My Favorite Things</i>	B	All 8 activities At least 2 learning experiences At least 2 leadership/citizenship activities Project review	Bring completed project book and visible display of collectible items or poster. Exhibit visible display of collectible items or poster. <i>Do not leave valuable items for display.</i> Division 34 Class 497	Creative Arts Day I: completed project book, display (representing their learning experience), and interview
Fine Arts				
498 <i>Quilting the Best Better</i>	I	All 8 activities and all Quilting Quotes questions At least 2 learning experiences At least 2 leadership/citizenship activities Quilt blocks, a pillow to be donated, and a lap quilt (minimum 30" x 30" and maximum 54" x 72") Project review	Bring completed project book and required items per Project Completion Requirements. Quilt or quilted item will be displayed. Division 34 Class 498	Quilt Day: completed project book, quilt and interview
499 <i>You Can Quilt!</i>	I	All 7 activities At least 2 learning experiences At least 2 leadership/citizenship activities Construct two mini quilts (Rail Fence, Four Patch, or both) Project summary and project review	Bring completed project book and required items per Project Completion Requirements. Quilt or quilted item will be displayed. Division 34 Class 499	Quilt Day: completed project book, mini quilt, and interview

* Project skill level indicates the project's intended audience. **B** = Beginning level—for members with little or no experience in a project area, or 8 to 10 year olds; **I** = Intermediate level, for members with some experience in a project area, or 11 to 13 year olds; **A** = Advanced level—for experienced members in a project area, or 14 or older; and **X** = All levels—for all skill and age levels. Exceptions to these age guidelines are noted.

Project Number and Name	Skill Level*	Project Completion Requirements See each project book for complete details.	County Requirements	State Fair Requirements See the 4-H State Fair Guidebook for complete details for non-livestock projects.
592 <i>Get Started in Art</i>	X	All 11 activities At least 2 learning experiences At least 2 leadership/citizenship activities A final project Project summary and project review	Bring completed project book, photo album of all 11 activities and one item related to this project. Fair Exhibit is one item related to this project. Division 33 Class 592	Creative Arts Day I: completed project book, display (piece of art/poster), written skills evaluation, and interview
593 <i>Seeing Through Graphic Design</i>	I	All 9 activities, including a portfolio, and all of the Talking It Over questions At least 2 learning experiences At least 2 leadership/citizenship activities Project summary and project review	Bring completed project book, portfolio of all activities and one item related to this project. Fair Exhibit is one item related to this project. Division 33 Class 593	Creative Arts Day I: completed project book, display (portfolio), and interview
Genealogy				
442 <i>Family History Treasure Hunt</i>	X	All 4 steps in What to Do, depending on number of years project is taken At least 1 other learning experience At least 1 leadership/citizenship activity Project review and records (Use the same book 1-6 years.)	Bring project book and records completed for the year, along with your poster or tri-fold. Poster or tri-fold will be your display. Division 34 Class 442	Family Life Day: pencil, correspondence log, research journal, pedigree charts, and family group sheets with documentation

* Project skill level indicates the project's intended audience. **B** = Beginning level—for members with little or no experience in a project area, or 8 to 10 year olds; **I** = Intermediate level, for members with some experience in a project area, or 11 to 13 year olds; **A** = Advanced level—for experienced members in a project area, or 14 or older; and **X** = All levels—for all skill and age levels. Exceptions to these age guidelines are noted.

Project Number and Name	Skill Level*	Project Completion Requirements See each project book for complete details.	County Requirements	State Fair Requirements See the 4-H State Fair Guidebook for complete details for non-livestock projects.
Photography <ul style="list-style-type: none"> All photography exhibits must be mounted on posters 22" wide x 28" high. Prints may first be matted and then mounted on poster. Size of prints is at exhibitor's discretion. DO NOT mount more than the required number of photos on poster. Photos will be evaluated on the following: (1) Storytelling ability of the picture, (2) Photographic Quality, (3) The way pictures are mounted, (4) Caption. All exhibitors must bring to judging an album with a minimum of 36 photos taken during the project. Album will <u>not</u> be displayed. 5-6 prints: Mount 5-6 prints on poster illustrating one of the learning activities completed for the project. Photo Story: 5-6 related prints that tell a story. Captions on each photo required. News Story: Mount original photo plus published article on poster. Enlargements: Mount 2 original prints plus enlargement of each on poster. 				
584 Photography Basics, Book 1	B	At least 2 activities in each of the 4 project areas and the Talking It Over questions At least 2 learning experiences At least 2 leadership/citizenship activities Project review Photo journal or scrapbook (Use the same book 1-3 years.)	Bring completed project book and poster with 5-6 prints, or photo story. (Developing and printing NOT done by exhibitor) Exhibit Poster Division 33 Class 584	Photography Day: completed project book, display (single mounted print, prints that tell a "photo story," or prints that illustrate an activity), and interview
585 Next Level Photography, Book 2	I	At least 2 activities in each of the 4 project areas and the Talking It Over questions At least 2 learning experiences At least 2 leadership/citizenship activities Project review Photo journal or scrapbook (Use the same book 1-3 years.)	Bring completed project book and poster with 5-6 prints; or photo story; or news story; or enlargements. Exhibit Poster Division 33 Class 585	Photography Day: completed project book, display (single mounted print, prints that tell a "photo story," prints that illustrate an activity, or single print with the news story it illustrates)
586 Mastering Photography, Book 3	A	At least 2 activities in each of the 4 project areas and the Talking It Over questions At least 2 learning experiences At least 2 leadership/citizenship activities Project review Photo journal or scrapbook (Use the same book 1-3 years.)	Bring completed project book and poster with 5-6 prints; or photo story; or news story; or enlargements; or slide story. Exhibit Poster Division 33 Class 586	Photography Day: completed project book, display (single mounted print, prints that tell a "photo story," prints that illustrate an activity, or single print with the news story it illustrates)

* Project skill level indicates the project's intended audience. **B** = Beginning level—for members with little or no experience in a project area, or 8 to 10 year olds; **I** = Intermediate level, for members with some experience in a project area, or 11 to 13 year olds; **A** = Advanced level—for experienced members in a project area, or 14 or older; and **X** = All levels—for all skill and age levels. Exceptions to these age guidelines are noted.

Project Number and Name	Skill Level*	Project Completion Requirements See each project book for complete details.	County Requirements	State Fair Requirements See the 4-H State Fair Guidebook for complete details for non-livestock projects.
589M <i>Photography Master</i>	A	One major photography project At least 2 learning experiences At least 2 citizenship activities Project records including interview, budget, and portfolio Judging activity	Bring completed project book and poster with 5-6 prints; or photo story; or news story; or enlargements; or slide story. Include interview and budget. Exhibit Poster Division 33 Class 589M	Photography Day: completed project book, bring at least (1) one print for display, mounted at participant's discretion , illustrating "the best" of the photographs and demonstrating the area of interest chosen to "master" in this year's project.
Scrapbooking				
497 <i>Scrapbooking: A 4-H Guide to Preserving Memories</i>	B	All 3 project areas (the last activity is optional) At least 2 learning experiences At least 2 leadership/citizenship activities A scrapbook Project review	Bring completed project book and Completed Scrapbook. Display Poster or Scrapbook Division 34 Class 497	Creative Arts Day I: completed project book, display, written and hands-on skills evaluation, and interview
Writing				
588 <i>The Writer in You</i>	I	All 11 activities (including a writing portfolio) and all of the Talking It Over questions At least 2 learning experiences At least 2 leadership/citizenship activities Project Review	Bring completed project book, poster with one or more of your writing experiences on it and a writing portfolio. Display Poster. Division 33 Class 588	No state fair event

* Project skill level indicates the project's intended audience. **B** = Beginning level—for members with little or no experience in a project area, or 8 to 10 year olds; **I** = Intermediate level, for members with some experience in a project area, or 11 to 13 year olds; **A** = Advanced level—for experienced members in a project area, or 14 or older; and **X** = All levels—for all skill and age levels. Exceptions to these age guidelines are noted.

Project Number and Name	Skill Level*	Project Completion Requirements See each project book for complete details.	County Requirements	State Fair Requirements See the 4-H State Fair Guidebook for complete details for non-livestock projects.
-------------------------	--------------	--	---------------------	--

Food and Nutrition

- Bring completed project book and educational poster or educational display to judging. No unpreserved food items may be displayed in the county fair exhibit.
- **All members must bring a completed Project Portfolio** - this is a 3-pronged fold that includes 8 ½" x 11" pages. The participants will create a maximum of one page (one-sided only) per "activity area" or "interest area" as designated in the front of their project books. These pages could be in collage, journaling, timeline, photo, or any other format that would illustrate the work and knowledge of the participant. Portfolios will not be graded on artistic scrapbooking ability.
- Bring a planned menu for one day (written in menu form) which includes one of the items you prepared in your portfolio.
- Calculate costs of prepared food for one person for one of the prepared items shows in your portfolio – put into your portfolio.
- Keep records of all foods prepared.
- **DO NOT BRING PREPARED FOOD OR PLACE SETTING**

Food and Nutrition projects are designed to be completed in one year, unless specifically stated.

459 <i>Let's Start Cooking</i>	B	All 8 activities, including 6 recipes At least 2 learning experiences At least 2 leadership/citizenship activities Project Review	Bring completed project book and portfolio. Bring poster or educational display (this will then be your fair display). Division 34 Class 459	Food and Nutrition Days: pencil, three-pronged folder with completed "Portfolio" and a blank clipboard (optional)
463 <i>Sports Nutrition: Ready, Set, Go</i>	I	All 5 activities, including 5 recipes and Talking It Over questions At least 2 learning experiences At least 2 leadership/citizenship activities Project review	Bring completed project book and portfolio. Bring poster or educational display (this will then be your fair display). Division 34 Class 463	Food and Nutrition Days: pencil, three-pronged folder with completed "Portfolio" and a blank clipboard (optional)

* Project skill level indicates the project's intended audience. **B** = Beginning level—for members with little or no experience in a project area, or 8 to 10 year olds; **I** = Intermediate level, for members with some experience in a project area, or 11 to 13 year olds; **A** = Advanced level—for experienced members in a project area, or 14 or older; and **X** = All levels—for all skill and age levels. Exceptions to these age guidelines are noted.

Project Number and Name	Skill Level*	Project Completion Requirements See each project book for complete details.	County Requirements	State Fair Requirements See the 4-H State Fair Guidebook for complete details for non-livestock projects.
481 <i>Everyday Food and Fitness</i>	B	All 7 activities, including 5 recipes and Talking It Over questions At least 2 learning experiences At least 2 leadership/citizenship activities Project review	Bring completed project book and portfolio. Bring poster or educational display (this will then be your fair display). Division 34 Class 481	Food and Nutrition Days: pencil, three-pronged folder with completed "Portfolio" and a blank clipboard (optional)
484 <i>Snack Attack!</i>	B	All 7 activities, including 7 recipes At least 2 learning experiences At least 2 leadership/citizenship activities Project review	Bring completed project book and portfolio. Bring poster or educational display (this will then be your fair display). Division 34 Class 484	Food and Nutrition Days: pencil, three-pronged folder with completed "Portfolio" and a blank clipboard (optional)
486 <i>Dashboard Dining: A 4-H Guide to Healthful Fast Food Choices</i>	I	All 7 activities At least 2 learning experiences At least 2 leadership/citizenship activities Project review	Bring completed project book and portfolio. Bring poster or educational display (this will then be your fair display). Division 34 Class 486	Food and Nutrition Days: pencil, three-pronged folder with completed "Portfolio" and a blank clipboard (optional)
487 <i>Take a Break for Breakfast</i>	B	All 5 activities, including at least 5 recipes At least 2 learning experiences and 2 leadership/citizenship/career activities Project review	Bring completed project book and portfolio. Bring poster or educational display (this will then be your fair display). Division 34 Class 487	Food and Nutrition Days: pencil, three-pronged folder with completed "Portfolio" and a blank clipboard (optional)

* Project skill level indicates the project's intended audience. **B** = Beginning level—for members with little or no experience in a project area, or 8 to 10 year olds; **I** = Intermediate level, for members with some experience in a project area, or 11 to 13 year olds; **A** = Advanced level—for experienced members in a project area, or 14 or older; and **X** = All levels—for all skill and age levels. Exceptions to these age guidelines are noted.

Project Number and Name	Skill Level*	Project Completion Requirements See each project book for complete details.	County Requirements	State Fair Requirements See the 4-H State Fair Guidebook for complete details for non-livestock projects.
461 <i>Let's Bake Quick Breads</i>	I	All 8 activities, including 7 recipes At least 2 learning experiences At least 2 leadership/citizenship activities Project review	Bring completed project book and portfolio. Bring poster or educational display (this will then be your fair display). Division 34 Class 461	Food and Nutrition Days: pencil, three-pronged folder with completed "Portfolio" and a blank clipboard (optional)
467 <i>Cooking on My Own</i>	A	All 7 activities and all Talking It Over questions At least 2 learning experiences At least 2 leadership/citizenship activities Project review	Bring completed project book and portfolio. Bring poster or educational display (this will then be your fair display). Division 34 Class 467	
472 <i>Grill Master</i>	I	All 6 activities, including at least 5 recipes and the Notes for Next Time At least 2 learning experiences At least 2 leadership/citizenship activities Project review	Bring completed project book and portfolio. Bring poster or educational display (this will then be your fair display). Division 34 Class 472	Food and Nutrition Days: pencil, three-pronged folder with completed "Portfolio" and a blank clipboard (optional)
474 <i>Beyond the Grill</i>	A	All 6 activities, including 9 recipes At least 2 learning experiences At least 2 leadership/citizenship activities Project review	Bring completed project book and portfolio. Bring poster or educational display (this will then be your fair display). Division 34 Class 474	Food and Nutrition Days: pencil, three pronged folder with completed "Portfolio" and a blank clipboard (optional)

* Project skill level indicates the project's intended audience. **B** = Beginning level—for members with little or no experience in a project area, or 8 to 10 year olds; **I** = Intermediate level, for members with some experience in a project area, or 11 to 13 year olds; **A** = Advanced level—for experienced members in a project area, or 14 or older; and **X** = All levels—for all skill and age levels. Exceptions to these age guidelines are noted.

Project Number and Name	Skill Level*	Project Completion Requirements See each project book for complete details.	County Requirements	State Fair Requirements See the 4-H State Fair Guidebook for complete details for non-livestock projects.
475 <i>Star Spangled Foods</i>	I	All 7 recipe sections, including 11 recipes At least 3 learning experiences At least 3 leadership/citizenship activities	Bring completed project book and portfolio. Bring poster or educational display (this will then be your fair display). Division 34 Class 475	Food and Nutrition Days: pencil, three-pronged folder with completed "Portfolio" and a blank clipboard (optional)
477 <i>Party Planner: A 4-H Guide to Quantity Cooking</i>	I	All 8 activities, including 8 recipes At least 2 learning experiences At least 2 leadership/citizenship activities Project summary and project review	Bring completed project book and portfolio. Bring poster or educational display (this will then be your fair display). Division 34 Class 477	Food and Nutrition Days: pencil, three-pronged folder with completed "Portfolio" and a blank clipboard (optional)
485 <i>Racing the Clock to Awesome Meals</i>	I	All 7 activities, including 1 recipe and the Notes for Next Time for each activity At least 2 learning experiences At least 2 leadership/citizenship activities Project review	Bring completed project book and portfolio. Bring poster or educational display (this will then be your fair display). Division 34 Class 485	Food and Nutrition Days: pencil, three-pronged folder with completed "Portfolio" and a blank clipboard (optional)
462 <i>Yeast Breads on the Rise</i>	A	All 5 interest areas, including at least 6 recipes At least 2 learning experiences At least 2 leadership/citizenship activities Project record and summary (Use the same book 1-2 years.)	Bring completed project book and portfolio. Bring poster or educational display (this will then be your fair display). Division 34 Class 462	Food and Nutrition Days: pencil, three-pronged folder with completed "Portfolio" and a blank clipboard (optional)

* Project skill level indicates the project's intended audience. **B** = Beginning level—for members with little or no experience in a project area, or 8 to 10 year olds; **I** = Intermediate level, for members with some experience in a project area, or 11 to 13 year olds; **A** = Advanced level—for experienced members in a project area, or 14 or older; and **X** = All levels—for all skill and age levels. Exceptions to these age guidelines are noted.

Project Number and Name	Skill Level*	Project Completion Requirements See each project book for complete details.	County Requirements	State Fair Requirements See the 4-H State Fair Guidebook for complete details for non-livestock projects.
469 <i>Global Gourmet</i>	A	All 7 activities, including preparation of meals and Notes for Next Time At least 2 learning experiences At least 2 leadership/citizenship activities Project review	Bring completed project book and portfolio. Bring poster or educational display (this will then be your fair display). Division 34 Class 469	Food and Nutrition Days: pencil, three-pronged folder with completed "Portfolio" and a blank clipboard (optional)
476 <i>Kitchen Boss</i>	A	All 7 activities and all Talking It Over questions At least 2 learning experiences At least 2 leadership/citizenship activities Project record and project journal	Bring completed project book and portfolio. Bring poster or educational display (this will then be your fair display). Division 34 Class 476	Food and Nutrition Days: pencil, three-pronged folder with completed "Portfolio" and a blank clipboard (optional)

Healthy Living

300 <i>You're the Athlete</i>	I	At least 1 (of 7) section (Play Book, Practice Field, and Big Event) Either 2 other Play Book and at least 2 Practice Field activities OR 1 other section ((Play Book, Practice Field, and Big Event) At least 2 special learning experiences At least 2 leadership/citizenship/career applications "My Season highlights" (project summary)	Bring completed project book and tri-fold or poster Tri-fold or poster will be your fair display. Division 33 Class 300	Health Day: completed project book, display, and interview
351 <i>Staying Healthy</i>	B	All 12 interest areas 3 of the More Challenges activities At least 2 learning experiences At least 2 leadership/citizenship activities Project review	Bring completed project book and tri-fold or poster Tri-fold or poster will be your fair display. Division 33 Class 351	Health Day: completed project book, display, and interview

* Project skill level indicates the project's intended audience. **B** = Beginning level—for members with little or no experience in a project area, or 8 to 10 year olds; **I** = Intermediate level, for members with some experience in a project area, or 11 to 13 year olds; **A** = Advanced level—for experienced members in a project area, or 14 or older; and **X** = All levels—for all skill and age levels. Exceptions to these age guidelines are noted.

Project Number and Name	Skill Level*	Project Completion Requirements See each project book for complete details.	County Requirements	State Fair Requirements See the 4-H State Fair Guidebook for complete details for non-livestock projects.
352 <i>Keeping Fit</i>	I	All 12 interest areas 3 of the More Challenges activities At least 2 learning experiences At least 2 leadership/citizenship activities Project review	Bring completed project book and tri-fold or poster Tri-fold or poster will be your fair display. Division 33 Class 352	Health Day: completed project book, display, and interview
353 <i>First Aid in Action</i>	B	All 12 interest areas 3 of the More Challenges activities At least 2 learning experiences At least 2 leadership/citizenship activities Project review	Bring completed project book and your created First-Aid Kit which you put together (not purchased kit) First-Aid Kit will be your fair display. Division 33 Class 353	Health Day: completed project book, display, and interview
354 <i>Medicine Science and Safety</i>	B	All 5 activities and all Talking It Over questions At least 2 learning experiences At least 2 leadership/citizenship activities Project summary and project review	Bring completed project book and tri-fold or poster Tri-fold or poster will be your fair display. Division 33 Class 354	Health Day: completed project book, display, and interview
355 <i>Tracking Your Health and Fitness</i>	I	All 10 activities, all Talking It Over questions, and a health and fitness log At least 2 learning experiences At least 2 leadership/citizenship activities Project summary and project review (A fitness tracking device is recommended but not required.)	Bring completed project book and tri-fold or poster. Tri-fold or poster will be your fair display. Division 33 Class 355	Health Day: completed project book, display, and interview
357 <i>Alcohol and Drug Abuse</i>	A	All 12 activities At least 2 learning experiences All least 2 leadership/citizenship activities Project review	Bring completed project book and tri-fold or poster. Tri-fold or poster will be your fair display. Division 33 Class 357	Health Day: completed project book, display, and interview

* Project skill level indicates the project's intended audience. **B** = Beginning level—for members with little or no experience in a project area, or 8 to 10 year olds; **I** = Intermediate level, for members with some experience in a project area, or 11 to 13 year olds; **A** = Advanced level—for experienced members in a project area, or 14 or older; and **X** = All levels—for all skill and age levels. Exceptions to these age guidelines are noted.

Project Number and Name	Skill Level*	Project Completion Requirements See each project book for complete details.	County Requirements	State Fair Requirements See the 4-H State Fair Guidebook for complete details for non-livestock projects.
358 <i>The Truth About Tobacco</i>	A	All 12 activities At least 2 learning experiences At least 2 leadership/citizenship activities Project review	Bring completed project book and tri-fold or poster. Tri-fold or poster will be your fair display. Division 33 Class 358	Health Day: completed project book, display, and interview
359 <i>Your Thoughts Matter</i>	A	All 10 activities, including Talking It Over questions At least 2 learning experiences At least 2 leadership/citizenship activities Project review	Bring completed project book and tri-fold or poster. Tri-fold or poster will be your fair display. Division 33 Class 359	Health Day: completed project book, display, and interview
360 <i>Your Feelings Matter</i>	B	All 7 activities and all Talking It Over questions At least 2 learning experiences At least 2 leadership/citizenship activities Project review	Bring completed project book and tri-fold or poster. Tri-fold or poster will be your fair display. Division 33 Class 360	
434 <i>Superhero You</i>	B	All 5 activities and all Talking It Over questions At least 2 learning experiences At least 2 leadership/citizenship activities Project Review	Bring completed project book and tri-fold or poster Tri-fold or poster will be your fair display. Division 33 Class 434	Health Day: completed project book, display, and interview

* Project skill level indicates the project's intended audience. **B** = Beginning level—for members with little or no experience in a project area, or 8 to 10 year olds; **I** = Intermediate level, for members with some experience in a project area, or 11 to 13 year olds; **A** = Advanced level—for experienced members in a project area, or 14 or older; and **X** = All levels—for all skill and age levels. Exceptions to these age guidelines are noted.

Project Number and Name	Skill Level*	Project Completion Requirements See each project book for complete details.	County Requirements	State Fair Requirements See the 4-H State Fair Guidebook for complete details for non-livestock projects.
-------------------------	--------------	--	---------------------	---

Home Living

405 <i>The Laundry Project</i>	B	All 11 activities and Talking It Over questions At least 2 learning experiences At least 2 leadership/citizenship activities Project Review	Bring completed project book and tri-fold or poster. Tri-fold or poster will be your fair display. Division 34 Class 405	Home Decorating and Design Day: completed project book, display (visuals and records), and interview
491 <i>It's My Home</i>	B	All 9 activities, including Talking It Over questions At least 2 learning experiences At least 2 leadership/citizenship activities Project review	Bring completed project book, display (an item constructed in the project, visuals to show how to make more pleasing and practical living). No poster is needed. Display item(s) made Division 34 Class 491	Home Decorating and Design Day: completed project book, display (an item constructed in the project, visuals to show how it helps make more pleasing and practical living spaces), and interview
494 <i>Makeover My Space</i>	I	All 10 activities and 4 Talking It Over pages At least 2 learning experiences At least 2 leadership/citizenship activities Project review	Bring completed project book, notebook and photo display/poster/tri-fold showing before and after pictures. Poster or tri-fold will be your fair display. Division 34 Class 494	Home Decorating and Design Day: completed project book, display (visuals and records), and interview

* Project skill level indicates the project's intended audience. **B** = Beginning level—for members with little or no experience in a project area, or 8 to 10 year olds; **I** = Intermediate level, for members with some experience in a project area, or 11 to 13 year olds; **A** = Advanced level—for experienced members in a project area, or 14 or older; and **X** = All levels—for all skill and age levels. Exceptions to these age guidelines are noted.

Project Number and Name	Skill Level*	Project Completion Requirements See each project book for complete details.	County Requirements	State Fair Requirements See the 4-H State Fair Guidebook for complete details for non-livestock projects.
495 <i>Your First Home Away From Home</i>	A	All 4 interest areas At least 2 learning experiences At least 2 leadership/citizenship activities A notebook for planning and a project record	Bring completed project book, notebook with your home plan, items and costs of future purchases. Also bring items you made, a poster, or tri-fold. This will also become your fair exhibit. Division 34 Class 495	Home Decorating and Design Day: completed project book, display (visuals and records), and interview

Leadership and Citizenship

370 <i>Mentoring: Leadership in Action</i>	A	All 7 activities and all Talking It Over questions At least 2 learning experiences At least 2 leadership/citizenship activities Project review	Bring completed project book and tri-fold or poster. Tri-fold or poster will be your fair display. Division 33 Class 370	Leadership Day: completed project book, display, and interview
371 <i>Club Leadership 1</i>	I	All 10 activities 3 individualized goals At least 2 learning experiences At least 2 citizenship activities Project review	Bring completed project book and trifold or poster. Tri-fold or poster will be your fair display. Division 33 Class 371	Leadership Day: completed project book, display, and interview
372 <i>Diversity: The Source of Our Strength</i>	A	All 8 activities At least 2 learning experiences At least 2 citizenship activities Project review	Bring completed project book and trifold or poster. Tri-fold or poster will be your fair display. Division 33 Class 372	Leadership Day: completed project book, display, and interview

* Project skill level indicates the project's intended audience. **B** = Beginning level—for members with little or no experience in a project area, or 8 to 10 year olds; **I** = Intermediate level, for members with some experience in a project area, or 11 to 13 year olds; **A** = Advanced level—for experienced members in a project area, or 14 or older; and **X** = All levels—for all skill and age levels. Exceptions to these age guidelines are noted.

Project Number and Name	Skill Level*	Project Completion Requirements See each project book for complete details.	County Requirements	State Fair Requirements See the 4-H State Fair Guidebook for complete details for non-livestock projects.
373 <i>My Hands to Larger Service: Teen Leaders Building Our Communities</i>	A	All 9 activities At least 2 learning experiences At least two leadership/citizenship activities Project review	Bring completed project book and trifold or poster. Tri-fold or poster will be your fair display. Division 33 Class 373	Leadership Day: completed project book, display, and interview
374 <i>Teens on Board</i>	I	All 9 activities At least 2 learning experiences At least 2 leadership/citizenship activities Project review	Bring completed project book and trifold or poster. Tri-fold or poster will be your fair display. Division 33 Class 374	Leadership Day: completed project book, display, and interview
375 <i>Leadership Road Trip: Where Are You Going?</i>	I	All 13 activities and Rest Stop questions At least 2 learning experiences At least 2 citizenship activities Project summary and project review	Bring completed project book and trifold or poster. Tri-fold or poster will be your fair display. Division 33 Class 375	Leadership Day: completed project book, display, and interview
375i <i>Leadership Road Trip iBook</i>	I	All 13 activities and Rest Stop questions At least 2 learning experiences At least 2 citizenship activities Project summary and project review	Bring completed project book and trifold or poster. Tri-fold or poster will be your fair display. Division 33 Class 375	Leadership Day: iPad with completed project book, display, and interview
376 <i>Pantry Panic!</i>	A	All 7 activities At least 2 learning experiences At least 2 leadership/citizenship activities Project review	Bring completed project book and trifold or poster. Tri-fold or poster will be your fair display. Division 33 Class 376	Leadership Day: completed project book, display, and interview

* Project skill level indicates the project's intended audience. **B** = Beginning level—for members with little or no experience in a project area, or 8 to 10 year olds; **I** = Intermediate level, for members with some experience in a project area, or 11 to 13 year olds; **A** = Advanced level—for experienced members in a project area, or 14 or older; and **X** = All levels—for all skill and age levels. Exceptions to these age guidelines are noted.

Project Number and Name	Skill Level*	Project Completion Requirements See each project book for complete details.	County Requirements	State Fair Requirements See the 4-H State Fair Guidebook for complete details for non-livestock projects.
378M Leadership Master	A	One major leadership experience At least 2 learning experiences At least 2 citizenship activities Project records including interview, budget, and photos Judging activity	Bring completed project book and trifold or poster. Tri-fold or poster will be your fair display. Division 33 Class 378M	Leadership Day: completed project record, display, and interview
383 Club Leadership 2	A	All 11 activities and Talking It Over questions At least 3 individual goals or additional activities At least 2 learning experiences At least 2 citizenship activities Project summary and project review	Bring completed project book and trifold or poster. Tri-fold or poster will be your fair display. Division 33 Class 383	Leadership Day: completed project record, display, and interview

Money Management

445 Becoming Money Wise	B	Level I All 11 Making \$ense and all 5 Money Talk activities As many additional More Making \$ense activities as you wish 2 organized activities At least 2 leadership/citizenship activities Level II All 12 Resource \$ense and 3 Resource Talk activities As many additional More Resource \$ense activities as you wish 2 organized activities At least 2 leadership/citizenship activities A money journal (Use the same book 1-2 years.)	Bring completed project book for the year this project is being taken, with records of how your monthly budget is spent.... Bring Poster Poster will be your fair display. Division 34 Class 445	No state fair event
--------------------------------	---	---	--	---------------------

* Project skill level indicates the project's intended audience. **B** = Beginning level—for members with little or no experience in a project area, or 8 to 10 year olds; **I** = Intermediate level, for members with some experience in a project area, or 11 to 13 year olds; **A** = Advanced level—for experienced members in a project area, or 14 or older; and **X** = All levels—for all skill and age levels. Exceptions to these age guidelines are noted.

Project Number and Name	Skill Level*	Project Completion Requirements See each project book for complete details.	County Requirements	State Fair Requirements See the 4-H State Fair Guidebook for complete details for non-livestock projects.
448 <i>Teens . . . On the Road to Financial Success</i>	A	All 11 activities for Year 1 and for Year 2 At least 2 organized activities At least 2 leadership/citizenship activities (Use the same book 1-2 years.)	Bring completed project book for the year this project is being taken, with records of your monthly budget is spent. Bring Poster Poster will be your fair display. Division 34 Class 448	No state fair event

Natural Resources

Gardening and Plant Science

EACH of the following is **ONE** vegetable exhibit. Contact Extension Office for any vegetable not listed.

Broccoli – one head
Squash – one
Beans – ten pods
Carrots – five
Beets – five

Cabbage – one head
Eggplant – one
Tomatoes – five
Potatoes – five
Radishes – five

Cauliflower – one head
Pumpkin – one
Peppers – five
Cucumbers – five

Melon – one
Peas – ten pods
Sweet Corn – five
Onions – five

670 <i>Canning and Freezing</i>	I	All 7 activities At least 2 learning experiences At least 2 leadership/citizenship activities Project summary and project review	Bring completed project book and 2-5 different canned items. Canned items need to be uniform sized jars. Exhibit 2-5 different canned items. Division 33 Class 670	Natural Resources Day: completed project book, display, and interview
---------------------------------	---	---	---	---

* Project skill level indicates the project's intended audience. **B** = Beginning level—for members with little or no experience in a project area, or 8 to 10 year olds; **I** = Intermediate level, for members with some experience in a project area, or 11 to 13 year olds; **A** = Advanced level—for experienced members in a project area, or 14 or older; and **X** = All levels—for all skill and age levels. Exceptions to these age guidelines are noted.

Project Number and Name	Skill Level*	Project Completion Requirements See each project book for complete details.	County Requirements	State Fair Requirements See the 4-H State Fair Guidebook for complete details for non-livestock projects.
671 <i>How Does Your Garden Grow?</i>	B	4 activities, plus activity 4a, 4b, or both At least 2 learning experiences At least 2 leadership/citizenship activities Project review	Bring completed project book and one plant that you have grown in a container or cut flowers. Bring a poster and photographs to judging to show other annual flowers you have planted, or other house plants grown in this project. Exhibit poster or one vase of flowers or potted plan. Division 33 Class 671	Natural Resources Day: completed project book, display, and interview
673 <i>Edible Landscapes</i>	I	All 9 activities and all Talking It Over questions At least 2 learning experiences At least 2 leadership/citizenship activities Project summary and project review	Bring completed project book and 2 “exhibits” of different edible plants to judging. Must have poster with 5 pictures showing the progress. Exhibit poster Division 33 Class 673	Natural Resources Day: completed project book, display, and interview
691 <i>Grow Your Own Vegetables</i>	B	All 11 activities (including growing vegetables) and Talking It Over questions At least 2 learning experiences At least 2 leadership/citizenship activities Project review	Bring completed project book and 3 “exhibits” of different vegetables to judging. Must have poster with 5 pictures showing the progress. Exhibit poster Division 33 Class 691	Natural Resources Day: completed project book, display, and interview

* Project skill level indicates the project’s intended audience. **B** = Beginning level—for members with little or no experience in a project area, or 8 to 10 year olds; **I** = Intermediate level, for members with some experience in a project area, or 11 to 13 year olds; **A** = Advanced level—for experienced members in a project area, or 14 or older; and **X** = All levels—for all skill and age levels. Exceptions to these age guidelines are noted.

Project Number and Name	Skill Level*	Project Completion Requirements See each project book for complete details.	County Requirements	State Fair Requirements See the 4-H State Fair Guidebook for complete details for non-livestock projects.
692 <i>Growing with the Seasons</i>	I	All 9 activities (including growing vegetables) and Talking It Over questions At least 2 learning experiences At least 2 leadership/citizenship activities Project review	Bring completed project book and 5 “exhibits” of different vegetables to judging. Must have poster with 5 pictures showing the progress. Exhibit poster. Division 33 Class 692	Natural Resources Day: completed project book, display, and interview
The Natural World				
611 <i>Explore the Outdoors</i>	B	All 9 activities and Talking It Over questions At least 2 learning experiences At least 2 leadership/citizenship activities Project Review	Bring completed project book and a poster and something to show what you have learned or done. This may be pictures, journals or samples. Exhibit Poster or one item made from project book not exceeding 2' cube. Division 33 Class 611	Natural Resources Day: completed project book, display, and interview
612 <i>Geology: Can You Dig It?</i>	B	All 8 activities (including a collection display) and Talking It Over questions At least 2 learning experiences At least 2 leadership/citizenship activities Project Review	Bring completed project book, journal, along with a poster or educational display showing what you have learned or done. This may be pictures, journals or samples. Exhibit Poster or educational display. Division 33 Class 612	Natural Resources Day: completed project book, display, and interview

* Project skill level indicates the project’s intended audience. **B** = Beginning level—for members with little or no experience in a project area, or 8 to 10 year olds; **I** = Intermediate level, for members with some experience in a project area, or 11 to 13 year olds; **A** = Advanced level—for experienced members in a project area, or 14 or older; and **X** = All levels—for all skill and age levels. Exceptions to these age guidelines are noted.

Project Number and Name	Skill Level*	Project Completion Requirements See each project book for complete details.	County Requirements	State Fair Requirements See the 4-H State Fair Guidebook for complete details for non-livestock projects.
613 <i>Exploring Polar Science</i>	I	All 8 activities and all Talking It Over questions At least 2 learning experiences At least 2 leadership/citizenship activities Project summary and project review	Bring completed project book and a poster and something to show what you have learned or done. This may be pictures, journals or samples. Exhibit Poster or one item made from project book not exceeding 2' cube Division 33 Class 613	Natural Resources Day: completed project book, display, and interview
617 <i>Exploring Ponds</i>	A	All 9 activities and Talking It Over questions At least 2 learning experiences At least 2 leadership/citizenship activities Project review	Bring completed project book and a poster and something to show what you have learned or done. This may be pictures, journals or samples. Exhibit Poster or one item made from project book not exceeding 2' cube. Division 33 Class 617	Natural Resources Day: completed project book, display, and interview
620 <i>Why Trees Matter</i>	B	All 6 activities At least 2 learning experiences At least 2 leadership/citizenship activities Project review	Bring completed project book and a poster and something to show what you have learned or done. This may be pictures, journals or samples. Exhibit Poster or one item made from project book not exceeding 2' cube. Division 33 Class 620	Natural Resources Day: completed project book, display, and interview

* Project skill level indicates the project's intended audience. **B** = Beginning level—for members with little or no experience in a project area, or 8 to 10 year olds; **I** = Intermediate level, for members with some experience in a project area, or 11 to 13 year olds; **A** = Advanced level—for experienced members in a project area, or 14 or older; and **X** = All levels—for all skill and age levels. Exceptions to these age guidelines are noted.

Project Number and Name	Skill Level*	Project Completion Requirements See each project book for complete details.	County Requirements	State Fair Requirements See the 4-H State Fair Guidebook for complete details for non-livestock projects.
621 <i>Ohio Birds</i>	X	All 5 interest areas At least 2 learning experiences At least 2 leadership/citizenship activities Observe and record at least 20 different bird species One-page summary <i>(Use the same book 1-2 years.)</i>	Bring completed project book and a poster and something to show what you have learned or done. This may be pictures, journals or samples. Exhibit Poster or one item made from project book not exceeding 2' cube. Division 33 Class 621	Natural Resources Day: completed project book, display, and interview
622 <i>Trapping Muskrats in Ohio</i>	I	All 7 activities At least 3 learning experiences At least 3 leadership/citizenship activities 2 of 3 projects for first year; 2 of 3 projects for second year A poster board <i>(Use the same book 1-2 years.)</i>	Bring completed project book and a poster and something to show what you have learned or done. This may be pictures, journals or samples. Exhibit Poster or one item made from project book not exceeding 2' cube. Division 33 Class 622	Natural Resources Day: completed project book, display, and interview
623 <i>Outdoor Adventurer: Beginning Fishing</i>	B	All 8 activities, including Talking It Over questions and the Fishing Log At least 2 learning experiences At least 2 leadership/citizenship activities Project review	Bring completed project book, logs and poster or educational display. Exhibit poster or educational display. Division 33 Class 623	Natural Resources Day: completed project book, display, and interview

* Project skill level indicates the project's intended audience. **B** = Beginning level—for members with little or no experience in a project area, or 8 to 10 year olds; **I** = Intermediate level, for members with some experience in a project area, or 11 to 13 year olds; **A** = Advanced level—for experienced members in a project area, or 14 or older: and **X** = All levels—for all skill and age levels. Exceptions to these age guidelines are noted.

Project Number and Name	Skill Level*	Project Completion Requirements See each project book for complete details.	County Requirements	State Fair Requirements See the 4-H State Fair Guidebook for complete details for non-livestock projects.
624 <i>Outdoor Adventurer: Intermediate Fishing</i>	I	All 11 activities, including Talking It Over questions and the Fishing Log At least 2 learning experiences At least 2 leadership/citizenship activities Project review	Bring completed project book, logs and poster or educational display. Exhibit poster or educational display. Division 33 Class 624	Natural Resources Day: completed project book, display, and interview
641 <i>Beekeeping Project and Record Book</i>	X	Set at least 3 project goals and objectives At least 5 learning activities At least 2 learning experiences At least 2 leadership/citizenship activities Colony Care and Management section Beekeeping Record	Bring completed project book and one pound of strained or comb honey. Display 1 pound of strained or comb honey in a sealed glass jar. Division 33 Class 641	Natural Resources Day: completed project book, display, and interview
644 <i>Insect Adventures 1</i>	B	All 7 activities, including an insect collection (30 specimens) and Talking It Over questions At least 2 learning experiences At least 2 leadership/citizenship activities Project review	Bring completed project book and display showing what you have learned. (Display could include pictures of specimens, or data collected on a poster, or a display case with glass or plexiglass cover containing insects mounted and identified) Display poster or educational exhibit Division 33 Class 644	Natural Resources Day: completed project book, display, and interview

* Project skill level indicates the project's intended audience. **B** = Beginning level—for members with little or no experience in a project area, or 8 to 10 year olds; **I** = Intermediate level, for members with some experience in a project area, or 11 to 13 year olds; **A** = Advanced level—for experienced members in a project area, or 14 or older; and **X** = All levels—for all skill and age levels. Exceptions to these age guidelines are noted.

Project Number and Name	Skill Level*	Project Completion Requirements See each project book for complete details.	County Requirements	State Fair Requirements See the 4-H State Fair Guidebook for complete details for non-livestock projects.
645 <i>Insect Adventures 2</i>	I	All 8 activities, including an insect collection (40 specimens) and Talking It Over questions At least 2 learning experiences At least 2 leadership/citizenship activities Project review	Bring completed project book and display showing what you have learned. (Display could include pictures of specimens, or data collected on a poster, or a display case with glass or plexiglass cover containing insects mounted and identified) Display poster or educational exhibit. Division 33 Class 645	Natural Resources Day: completed project book, display, and interview
646 <i>Insect Adventures 3</i>	A	All 7 activities, including an insect collection (50 specimens) and Talking It Over questions At least 2 learning experiences At least 2 leadership/citizenship activities Project review	Bring completed project book and fair exhibit to display one of the activities in the book. Be sure to show the background (information about the activity), your hypothesis, results (data collected), and conclusions. Exhibit to display could include traps or a display case with glass or plexiglass cover containing insects mounted and identified Display tri-fold or educational exhibit. Division 33 Class 646	Natural Resources Day: completed project book, display, and interview

* Project skill level indicates the project's intended audience. **B** = Beginning level—for members with little or no experience in a project area, or 8 to 10 year olds; **I** = Intermediate level, for members with some experience in a project area, or 11 to 13 year olds; **A** = Advanced level—for experienced members in a project area, or 14 or older; and **X** = All levels—for all skill and age levels. Exceptions to these age guidelines are noted.

Project Number and Name	Skill Level*	Project Completion Requirements See each project book for complete details.	County Requirements	State Fair Requirements See the 4-H State Fair Guidebook for complete details for non-livestock projects.
Shooting Sports				
630 <i>Safe Use of Guns</i>	B	All 11 activities, including Talking It Over questions At least 2 learning experiences At least 2 leadership/citizenship activities Project review	Bring completed project book, poster, and something to show what you have learned or done (pictures, journals, or samples). No firearms, ammunition, or arrows for judging or exhibit. Display poster or one item made from project book not exceeding 2' cube. Division 33 Class 630	Natural Resources Day —Shooting Sports: completed project book, display, and interview
631 <i>Basic Archery</i>	B	All 6 interest areas At least 2 organized activities At least 2 leadership/citizenship activities Project review	Bring completed project book, poster, and something to show what you have learned or done (pictures, journals, or samples). No firearms, ammunition, or arrows for judging or exhibit. Display poster or one item made from project book not exceeding 2' cube. Division 33 Class 631	Natural Resources Day —Shooting Sports: completed project book, display, and interview

* Project skill level indicates the project's intended audience. **B** = Beginning level—for members with little or no experience in a project area, or 8 to 10 year olds; **I** = Intermediate level, for members with some experience in a project area, or 11 to 13 year olds; **A** = Advanced level—for experienced members in a project area, or 14 or older; and **X** = All levels—for all skill and age levels. Exceptions to these age guidelines are noted.

Project Number and Name	Skill Level*	Project Completion Requirements See each project book for complete details.	County Requirements	State Fair Requirements See the 4-H State Fair Guidebook for complete details for non-livestock projects.
750 <i>Rifle Member Record Book</i>	X	All project book activities, including planning, setting goals, identifying parts, practicing safety, record keeping, evaluation, and more Must be enrolled in a Shooting Sports program under the direction of a certified rifle instructor	Bring completed project book, poster, and something to show what you have learned or done (pictures, journals, or samples). No firearms, ammunition, or arrows for judging or exhibit. Display poster or one item made from project book not exceeding 2' cube. Division 33 Class 750	Natural Resources Day —Shooting Sports: completed project book, display, and interview
751 <i>Archery Member Record Book</i>	X	All project book activities, including planning, setting goals, identifying parts, practicing safety, record keeping, evaluation, and more Must be enrolled in a Shooting Sports program under the direction of a certified archery instructor	Bring completed project book, poster, and something to show what you have learned or done (pictures, journals, or samples). No firearms, ammunition, or arrows for judging or exhibit. Display poster or one item made from project book not exceeding 2' cube. Division 33 Class 751	Natural Resources Day —Shooting Sports: completed project book, display, and interview

* Project skill level indicates the project's intended audience. **B** = Beginning level—for members with little or no experience in a project area, or 8 to 10 year olds; **I** = Intermediate level, for members with some experience in a project area, or 11 to 13 year olds; **A** = Advanced level—for experienced members in a project area, or 14 or older: and **X** = All levels—for all skill and age levels. Exceptions to these age guidelines are noted.

Project Number and Name	Skill Level*	Project Completion Requirements See each project book for complete details.	County Requirements	State Fair Requirements See the 4-H State Fair Guidebook for complete details for non-livestock projects.
752 <i>Shotgun Member Record Book</i>	X	All project book activities, including planning, setting goals, identifying parts, practicing safety, record keeping, evaluation, and more Must be enrolled in a Shooting Sports program under the direction of a certified shotgun instructor	Bring completed project book, poster, and something to show what you have learned or done (pictures, journals, or samples). No firearms, ammunition, or arrows for judging or exhibit. Display poster or one item made from project book not exceeding 2' cube. Division 33 Class 752	Natural Resources Day —Shooting Sports: completed project book, display, and interview
753 <i>Pistol Member Record Book</i>	X	All project book activities, including planning, setting goals, identifying parts, practicing safety, record keeping, evaluation, and more Must be enrolled in a Shooting Sports program under the direction of a certified pistol instructor	Bring completed project book, poster, and something to show what you have learned or done (pictures, journals, or samples). No firearms, ammunition, or arrows for judging or exhibit. Display poster or one item made from project book not exceeding 2' cube. Division 33 Class 753	Natural Resources Day —Shooting Sports: completed project book, display, and interview

* Project skill level indicates the project's intended audience. **B** = Beginning level—for members with little or no experience in a project area, or 8 to 10 year olds; **I** = Intermediate level, for members with some experience in a project area, or 11 to 13 year olds; **A** = Advanced level—for experienced members in a project area, or 14 or older: and **X** = All levels—for all skill and age levels. Exceptions to these age guidelines are noted.

Project Number and Name	Skill Level*	Project Completion Requirements See each project book for complete details.	County Requirements	State Fair Requirements See the 4-H State Fair Guidebook for complete details for non-livestock projects.
754 <i>Hunting and Wildlife Member Record Book</i>	X	All project book activities, including planning, setting goals, identifying parts, practicing safety, record keeping, evaluation, and more Must be enrolled in a Shooting Sports program under the direction of a certified hunting/wildlife instructor	Bring completed project book, poster, and something to show what you have learned or done (pictures, journals, or samples). No firearms, ammunition, or arrows for judging or exhibit. Display poster or one item made from project book not exceeding 2' cube. Division 33 Class 754	Natural Resources Day —Shooting Sports: completed project book, display, and interview
755 <i>Muzzleloader Member Record Book</i>	X	All project book activities, including planning, setting goals, identifying parts, practicing safety, record keeping, evaluation, and more Must be enrolled in a Shooting Sports program under the direction of a certified muzzleloader instructor; a previously completed rifle, pistol, or shotgun project is strongly recommended	Bring completed project book, poster, and something to show what you have learned or done (pictures, journals, or samples). No firearms, ammunition, or arrows for judging or exhibit. Display poster or one item made from project book not exceeding 2' cube. Division 33 Class 755	Natural Resources Day —Shooting Sports: completed project book, display, and interview

* Project skill level indicates the project's intended audience. **B** = Beginning level—for members with little or no experience in a project area, or 8 to 10 year olds; **I** = Intermediate level, for members with some experience in a project area, or 11 to 13 year olds; **A** = Advanced level—for experienced members in a project area, or 14 or older: and **X** = All levels—for all skill and age levels. Exceptions to these age guidelines are noted.

Project Number and Name	Skill Level*	Project Completion Requirements See each project book for complete details.	County Requirements	State Fair Requirements See the 4-H State Fair Guidebook for complete details for non-livestock projects.
756 <i>Living History Member Record Book</i>	X	All project book activities, including planning, setting goals, record keeping, evaluation, and more Must be enrolled in a Shooting Sports program under the direction of a certified shooting sports living history instructor	Bring completed project book, poster, and something to show what you have learned or done (pictures, journals, or samples). No firearms, ammunition, or arrows for judging or exhibit. Display poster or one item made from project book not exceeding 2' cube. Division 33 Class 756	Natural Resources Day —Shooting Sports: completed project book, display, and interview
757 <i>Crossbow Member Record Book</i>	X	All project book activities, including planning, setting goals, identifying parts, practicing safety, record keeping, evaluation, and more Must be enrolled in a Shooting Sports program under the direction of a certified crossbow instructor	Bring completed project book, poster, and something to show what you have learned or done (pictures, journals, or samples). No firearms, ammunition, or arrows for judging or exhibit. Display poster or one item made from project book not exceeding 2' cube. Division 33 Class 756	Natural Resources Day —Shooting Sports: completed project book, display, and interview

* Project skill level indicates the project's intended audience. **B** = Beginning level—for members with little or no experience in a project area, or 8 to 10 year olds; **I** = Intermediate level, for members with some experience in a project area, or 11 to 13 year olds; **A** = Advanced level—for experienced members in a project area, or 14 or older: and **X** = All levels—for all skill and age levels. Exceptions to these age guidelines are noted.

Project Number and Name	Skill Level*	Project Completion Requirements See each project book for complete details.	County Requirements	State Fair Requirements See the 4-H State Fair Guidebook for complete details for non-livestock projects.
758 Western Heritage Project: Youth Activity Guide 1-3	I, A	Progress through levels 1-3 by creating a project notebook; setting and working to accomplish three goals per level; completing at least one required and three elective activities for each sub-level (Historical Inquiry, Firearms and Shooting, and Clothing and Accoutrements); and completing a shooting requirement. See project book for details. Must be enrolled in a Shooting Sports program under the direction of a certified Western heritage instructor	Not offered in Lorain County	Natural Resources Day —Shooting Sports: completed project book, display, and interview

Science, Technology, Engineering, and Math (STEM)

Aerospace Science				
501 Rockets Away (2-Liter Bottle Rockets)	B	All 3 interest areas At least 2 organized project activities At least 2 leadership/citizenship activities Build and launch a 2-liter bottle rocket Project review	Bring completed project book, rocket you made and poster or tri-fold. Display rocket you made, poster or tri-fold. Division 33 Class 501	STEM Day: completed project book, display, and interview
502 Science Fun with Flight	B, ages 9-14	All 7 interest areas At least 2 learning experiences At least 2 leadership/citizenship activities Build a glider or flyer, or a plastic model airplane or jet Project review	Bring completed project book, rocket you made and poster or tri-fold. Display rocket you made, poster or tri-fold. Division 33 Class 502	STEM Day: completed project book, display, and interview

* Project skill level indicates the project's intended audience. **B** = Beginning level—for members with little or no experience in a project area, or 8 to 10 year olds; **I** = Intermediate level, for members with some experience in a project area, or 11 to 13 year olds; **A** = Advanced level—for experienced members in a project area, or 14 or older; and **X** = All levels—for all skill and age levels. Exceptions to these age guidelines are noted.

Project Number and Name	Skill Level*	Project Completion Requirements See each project book for complete details.	County Requirements	State Fair Requirements See the 4-H State Fair Guidebook for complete details for non-livestock projects.
503 Rockets Away (Solid-Fuel Model Rockets)	B	All 3 interest areas At least 2 organized project activities At least 2 leadership/citizenship activities Build and launch a solid-fuel model rocket from a kit Project review	Bring completed project book, rocket you made and poster or tri-fold. Display rocket you made, poster or tri-fold. Division 33 Class 503	STEM Day: completed project book, display, and interview
503M Solid-Fuel Rocketry Master	A	One major solid-fuel rocketry project At least 2 learning experiences At least 2 citizenship activities Project records including interview, budget, and photos Judging activity	Bring completed project book, rocket you made and poster or tri-fold. Display rocket you made, poster or tri-fold. Division 33 Class 503M	STEM Day: completed project book, display, and interview
All-Terrain Vehicles (ATV)				
555 ATV Safety	X	Safety pledge All 9 activities Practice pages Practice and riding record At least 2 learning experiences At least 2 leadership/citizenship activities	Bring completed project book and poster Display poster. Division 33 Class 555	No state fair event
Bicycle				
517 Bicycling for Fun, Level I	B	At least 7 activities per year Complete the Bicycling For Fun Achievement Program on second year Complete Project Goals, Before and After, and Project Highlights sections (Use the same book 1-2 years.)	Bring completed project book and poster or tri-fold. Display poster or tri-fold Division 33 Class 517	No state fair event

* Project skill level indicates the project's intended audience. **B** = Beginning level—for members with little or no experience in a project area, or 8 to 10 year olds; **I** = Intermediate level, for members with some experience in a project area, or 11 to 13 year olds; **A** = Advanced level—for experienced members in a project area, or 14 or older; and **X** = All levels—for all skill and age levels. Exceptions to these age guidelines are noted.

Project Number and Name	Skill Level*	Project Completion Requirements See each project book for complete details.	County Requirements	State Fair Requirements See the 4-H State Fair Guidebook for complete details for non-livestock projects.
518 <i>Wheels in Motion, Level 2</i>	I	At least 7 activities per year Complete the Bicycling for Fun Achievement Program on second year Complete Project Goals, Before and After, and Project Highlights sections (Use the same book 1-2 years.)	Bring completed project book and poster or tri-fold. Display poster or tri-fold Division 33 Class 518	No state fair event
Chemistry				
493 <i>Science Fun with Kitchen Chemistry</i>	B	All 11 experiments At least 2 learning experiences At least 2 leadership/citizenship activities Project review	Bring completed project book along with Poster or tri-fold. No food items. Fair display will be poster or tri-fold. Division 34 Class 493	STEM Day: completed project book, display, and interview
Electricity				
527 <i>Magic of Electricity, Level 1</i>	B	At least 7 activities per year (3 main activities and 4 Brain Boosters) At least 2 leadership experiences Planning Guide (Use the same book 1-3 years.)	Bring completed project book and one item made from the project book Display item made from project book Division 33 Class 527	Engineering Excitement Day: completed project book, display, and interview
528 <i>Investigating Electricity, Level 2</i>	I	At least 7 activities per year (3 Required Activities and 4 Brain Boosters) At least 2 leadership experiences Planning Guide (Use the same book 1-3 years.)	Bring completed project book and one item made from the project book Display item made from project book Division 33 Class 528	Engineering Excitement Day: completed project book, display, and interview

* Project skill level indicates the project's intended audience. **B** = Beginning level—for members with little or no experience in a project area, or 8 to 10 year olds; **I** = Intermediate level, for members with some experience in a project area, or 11 to 13 year olds; **A** = Advanced level—for experienced members in a project area, or 14 or older; and **X** = All levels—for all skill and age levels. Exceptions to these age guidelines are noted.

Project Number and Name	Skill Level*	Project Completion Requirements See each project book for complete details.	County Requirements	State Fair Requirements See the 4-H State Fair Guidebook for complete details for non-livestock projects.
529 Wired for Power, Level 3	I	At least 7 activities per year (3 Required Activities and 4 Brain Boosters) At least 2 leadership experiences Planning Guide (Use the same book 1-3 years.)	Bring completed project book and one item made from the project book Display item made from project book Division 33 Class 529	Engineering Excitement Day: completed project book, display, and interview
530 Entering Electronics, Level 4	A	At least 7 activities per year (3 Required Activities and 4 Brain Boosters) At least 2 leadership experiences Planning Guide (Use the same book 1-3 years.)	Bring completed project book and one item made from the project book Display item made from project book Division 33 Class 530	Engineering Excitement Day: completed project book, display, and interview
531 Science Fun with Electricity	B	All interest areas Experiments and journals for each interest area At least 2 project activities At least 2 leadership/citizenship activities Project summary	Bring completed project book and one item made from the project book Display item made from project book Division 33 Class 531	Engineering Excitement Day: completed project book, display, and interview
Energy				
550 Young Engineers in Solar Energy	I	All 9 activities and all of the Talking It Over questions At least 2 learning experiences At least 2 leadership/citizenship activities Project review	Bring completed project book and poster or tri-fold. Display poster or tri-fold. Division 33 Class 550	STEM Day: completed project book, display, and interview

* Project skill level indicates the project's intended audience. **B** = Beginning level—for members with little or no experience in a project area, or 8 to 10 year olds; **I** = Intermediate level, for members with some experience in a project area, or 11 to 13 year olds; **A** = Advanced level—for experienced members in a project area, or 14 or older; and **X** = All levels—for all skill and age levels. Exceptions to these age guidelines are noted.

Project Number and Name	Skill Level*	Project Completion Requirements See each project book for complete details.	County Requirements	State Fair Requirements See the 4-H State Fair Guidebook for complete details for non-livestock projects.
Food Science				
490 <i>Science Fun with Dairy Foods: The Case of the Missing Milk</i>	B	All 6 activities At least 2 learning experiences At least 2 leadership/citizenship activities Project review	Bring completed project book along with journal of observations. You may bring something you made in the project. (Judge is not required to taste) Bring poster or tri-fold. Poster or tri-fold will be your fair display. Division 34 Class 490	STEM Day: completed project book, display, and interview

* Project skill level indicates the project's intended audience. **B** = Beginning level—for members with little or no experience in a project area, or 8 to 10 year olds; **I** = Intermediate level, for members with some experience in a project area, or 11 to 13 year olds; **A** = Advanced level—for experienced members in a project area, or 14 or older; and **X** = All levels—for all skill and age levels. Exceptions to these age guidelines are noted.

Project Number and Name	Skill Level*	Project Completion Requirements See each project book for complete details.	County Requirements	State Fair Requirements See the 4-H State Fair Guidebook for complete details for non-livestock projects.
Knots				
540 <i>Not Just Knots</i>	X	All 17 activities (including a capstone project) and all of the Talking It Over questions At least 2 learning experiences At least 2 leadership/citizenship activities Project review	Bring completed project book and educational display and/or poster. On a 22" wide x 28" high poster board or wooden board mount and label a variety of ten knots, hitches, and splices. Do not tape or use wire on the ends of your rope, they should be whipped. If you plan to exhibit an item that you have made from rope, bring this in addition to the 22" x 28" board. Item made on 22" x 28" board will be your display. Division 33 Class 540	Engineering Excitement Day: completed project book, display, and interview
Physics				
500 <i>Science Fun with Physics</i>	B	All 12 experiments At least 2 learning experiences At least 2 leadership/citizenship activities Project Review	Bring completed project book and educational display or poster. Educational display or poster will be your fair display. Division 33 Class 500	STEM Day: completed project book, display, and interview

* Project skill level indicates the project's intended audience. **B** = Beginning level—for members with little or no experience in a project area, or 8 to 10 year olds; **I** = Intermediate level, for members with some experience in a project area, or 11 to 13 year olds; **A** = Advanced level—for experienced members in a project area, or 14 or older: and **X** = All levels—for all skill and age levels. Exceptions to these age guidelines are noted.

Project Number and Name	Skill Level*	Project Completion Requirements See each project book for complete details.	County Requirements	State Fair Requirements See the 4-H State Fair Guidebook for complete details for non-livestock projects.
Robotics				
509 Robotics Essentials	I	All 10 activities (including construction of a LEGO® Spike™ Prime or VEX robot) and Talking It Over questions At least 2 learning experiences At least 2 leadership/citizenship activities Project review	Bring completed project book and poster. In addition, bring to judging a robot you built and programmed. Participants will demonstrate their robot's ability to perform 1 or more tasks in less than 10 minutes. Contestants must bring their own test surface for the robot's completion of tasks and a print-out of the program. Poster will be your fair display. Division 33 Class 509	STEM Day: completed project book, display, and interview

* Project skill level indicates the project's intended audience. **B** = Beginning level—for members with little or no experience in a project area, or 8 to 10 year olds; **I** = Intermediate level, for members with some experience in a project area, or 11 to 13 year olds; **A** = Advanced level—for experienced members in a project area, or 14 or older; and **X** = All levels—for all skill and age levels. Exceptions to these age guidelines are noted.

Project Number and Name	Skill Level*	Project Completion Requirements See each project book for complete details.	County Requirements	State Fair Requirements See the 4-H State Fair Guidebook for complete details for non-livestock projects.
512M Robotics Master	A	One major robotics project At least 2 learning experiences At least 2 citizenship activities Project records including interview, budget, and photos Judging activity	Bring completed project book, budget, photos, and poster. In addition, bring to judging a robot you built and programmed. Participants will demonstrate their robot's ability to perform a task of their choosing. Contestants must bring their own test surface for the robot's completion of task and a print-out of the program. Judging also includes interview, budget and photo. Poster will be your fair display. Division 33 Class 512M	STEM Day: completed project book, display, interview, and tasks. Contestants are required to bring their own test surface to demonstrate their robot's completion of a task of their choosing along with a printout of the program.
Small Engines and Lawn Care				
541 Crank It Up, Level 1	B	At least 7 activities each year in either main activities sections or Race Ahead sections Planning Guide (Use the same book 1-3 years.)	Bring completed project book and small engine or poster. Fair Exhibit will be poster or small engine. Division 33 Class 541	Engineering Excitement Day: completed project book, display, and interview

* Project skill level indicates the project's intended audience. **B** = Beginning level—for members with little or no experience in a project area, or 8 to 10 year olds; **I** = Intermediate level, for members with some experience in a project area, or 11 to 13 year olds; **A** = Advanced level—for experienced members in a project area, or 14 or older; and **X** = All levels—for all skill and age levels. Exceptions to these age guidelines are noted.

Project Number and Name	Skill Level*	Project Completion Requirements See each project book for complete details.	County Requirements	State Fair Requirements See the 4-H State Fair Guidebook for complete details for non-livestock projects.
542 <i>Warm It Up, Level 2</i>	I	At least 7 activities each year in either main activities sections or Race Ahead sections Planning Guide <i>(Use the same book 1-3 years.)</i>	Bring completed project book and small engine or poster. Fair Exhibit will be poster or small engine. Division 33 Class 542	Engineering Excitement Day: completed project book, display, and interview
543 <i>Tune It Up, Level 3</i>	A	At least 7 activities each year in either main activities sections or Race Ahead sections Planning Guide <i>(Use the same book 1-3 years.)</i>	Bring completed project book and small engine or poster. Fair Exhibit will be poster or small engine. Division 33 Class 543	Engineering Excitement Day: completed project book, display, and interview
544 <i>Ready, Set, ... Now!</i>	A	All 13 activities and Talking It Over questions At least 2 learning experiences At least 2 leadership/citizenship activities Project Review	Bring completed project book and educational display or poster. Fair Exhibit will be educational display or poster Division 33 Class 544	Engineering Excitement Day: completed project book, display, and interview

* Project skill level indicates the project's intended audience. **B** = Beginning level—for members with little or no experience in a project area, or 8 to 10 year olds; **I** = Intermediate level, for members with some experience in a project area, or 11 to 13 year olds; **A** = Advanced level—for experienced members in a project area, or 14 or older; and **X** = All levels—for all skill and age levels. Exceptions to these age guidelines are noted.

Project Number and Name	Skill Level*	Project Completion Requirements See each project book for complete details.	County Requirements	State Fair Requirements See the 4-H State Fair Guidebook for complete details for non-livestock projects.
Tractor and Machinery Operation				
551 <i>Starting Up: Getting to Know Your Tractor, Level A</i>	B	Complete all activities	Participate in Tractor Certification Program (optional) Participate in Tractor Rodeo (optional) Division 33 Class 551	Mechanical Principles - Tractor Day: written exam, parts identification, interview, obstacle course, two- and four-wheel driving events
552 <i>Tractor Operations: Gearing Up for Safety, Level B</i>	I	Complete all activities	Participate in Tractor Certification Program (optional) Participate in Tractor Rodeo (optional) Division 33 Class 552	Mechanical Principles - Tractor Day: written exam, parts identification, interview, obstacle course, two- and four-wheel driving events
553 <i>Moving Out: Learning About Your Tractor and Farm Machinery, Level C</i>	I	Complete all activities	Participate in Tractor Certification Program (optional) Participate in Tractor Rodeo (optional) Division 33 Class 553	Mechanical Principles - Tractor Day: written exam, parts identification, interview, obstacle course, two- and four-wheel driving events
554 <i>Learning More: Learning About Agricultural Tractors and Equipment, Level D</i>	A	Complete all activities	Participate in Tractor Certification Program (optional) Participate in Tractor Rodeo (optional) Division 33 Class 554	Mechanical Principles - Tractor Day: written exam, parts identification, interview, obstacle course, two- and four-wheel driving events

* Project skill level indicates the project's intended audience. **B** = Beginning level—for members with little or no experience in a project area, or 8 to 10 year olds; **I** = Intermediate level, for members with some experience in a project area, or 11 to 13 year olds; **A** = Advanced level—for experienced members in a project area, or 14 or older; and **X** = All levels—for all skill and age levels. Exceptions to these age guidelines are noted.

Project Number and Name	Skill Level*	Project Completion Requirements See each project book for complete details.	County Requirements	State Fair Requirements See the 4-H State Fair Guidebook for complete details for non-livestock projects.
Welding				
573 <i>Arcs and Sparks</i>	I	<p>Recommended number of areas, building skills, and developing knowledge questions for your year</p> <p>At least 2 organized project activities</p> <p>At least 2 leadership/citizenship activities</p> <p>Build at least 2 weldments/or other items in book</p> <p>One-page report</p>	<p>Bring completed project book and two projects made from the plans in the project book, or something comparable in skill level. If you make an item which is not from the project book, bring a written plan for the item, similar to those in the book, including a plan drawing, materials list, and steps for making them.</p> <p>Fair display will be one item you made.</p> <p>Division 33 Class 573</p>	<p>Engineering—Welding Day: completed project book, appropriate gear, other equipment and/or supplies, and welding project</p> <p>NOTE: All projects must be done using Shielded Metal Arc Welding (SMAW).</p>
Woodworking				
556 <i>Measuring Up, Level 1</i>	B	<p>At least 7 activities per year for up to three years</p> <p>At least 2 leadership experiences</p> <p>Planning Guide (Use the same book 1-3 years.)</p>	<p>Bring completed project book and something you made from the project books or from a plan requiring similar skills.</p> <p>Fair display is one item you made.</p> <p>Division 33 Class 556</p>	<p>Woodworking Day: completed project book, eye protection, appropriate attire, project made at fair, project made at home, and interview</p> <p>NOTE: See the State Fair Guide Book for list of allowable tools.</p>

* Project skill level indicates the project's intended audience. **B** = Beginning level—for members with little or no experience in a project area, or 8 to 10 year olds; **I** = Intermediate level, for members with some experience in a project area, or 11 to 13 year olds; **A** = Advanced level—for experienced members in a project area, or 14 or older; and **X** = All levels—for all skill and age levels. Exceptions to these age guidelines are noted.

Project Number and Name	Skill Level*	Project Completion Requirements See each project book for complete details.	County Requirements	State Fair Requirements See the 4-H State Fair Guidebook for complete details for non-livestock projects.
557 <i>Making the Cut, Level 2</i>	I	At least 7 activities per year for up to three years At least 4 woodworking leadership experiences Planning Guide (Use the same book 1-3 years.)	Bring completed project book and something you made from the project books or from a plan requiring similar skills. Fair display is one item you made. Division 33 Class 557	Woodworking Day: completed project book, eye protection, appropriate attire, project made at fair, project made at home, and interview NOTE: See the State Fair Guide Book for list of allowable tools.
558 <i>Nailing It Together, Level 3</i>	A	At least 7 activities per year for up to three years At least 4 woodworking leadership experiences Planning Guide (Use the same book 1-3 years.)	Bring completed project book and something you made from the project books or from a plan requiring similar skills. Fair display is one item you made. Division 33 Class 558	Woodworking Day: completed project book, eye protection, appropriate attire, project made at fair, project made at home, and interview NOTE: See the State Fair Guide Book for list of allowable tools.
559 <i>Finishing Up, Level 4</i>	A	At least 7 activities per year for up to three years At least 4 woodworking leadership experiences Planning Guide (Use the same book 1-3 years.)	Bring completed project book and something you made from the project books or from a plan requiring similar skills. Fair display is one item you made. Division 33 Class 559	Woodworking Day: completed project book, eye protection, appropriate attire, project made at fair, project made at home, and interview NOTE: See the State Fair Guide Book for list of allowable tools.

* Project skill level indicates the project's intended audience. **B** = Beginning level—for members with little or no experience in a project area, or 8 to 10 year olds; **I** = Intermediate level, for members with some experience in a project area, or 11 to 13 year olds; **A** = Advanced level—for experienced members in a project area, or 14 or older; and **X** = All levels—for all skill and age levels. Exceptions to these age guidelines are noted.

Project Number and Name	Skill Level*	Project Completion Requirements See each project book for complete details.	County Requirements	State Fair Requirements See the 4-H State Fair Guidebook for complete details for non-livestock projects.
560M <i>Woodworking Master</i>	A	One major woodworking project At least 2 learning experiences At least 2 citizenship activities Project records including interview, budget, and photos Judging activity	Bring completed project book, budget and photos and an item made. Fair display is one item you made. Division 33 Class 560M	Woodworking Day: completed project book, eye protection, appropriate attire, project made at fair, project made at home, and interview NOTE: See the State Fair Guide Book for list of allowable tools.

Self-Determined

365 <i>Self-Determined</i>	X	Using the online Self-Determined Project Guide: Topic identification At least 3 areas of interest, each with at least 3 activities At least two learning experiences At least two leadership/citizenship experiences Project summary	Bring completed Form 365 project record, item you made (if applicable), or tri-fold or poster explaining what you learned in the project. Fair display is either the item made, or tri-fold, or poster.	Self-Determined Day: completed 365 project record, tri-fold display, sample of project work, and interview NOTE: Requirements are different for self-determined projects that go to other days.
365.01 <i>Self-Determined, Companion Animal</i>	X	Using the online Self-Determined Project Guide: Topic identification At least 3 areas of interest, each with at least 3 activities At least two learning experiences At least two leadership/citizenship experiences Project summary	Bring completed Form 365 project record, item you made (if applicable), or tri-fold or poster explaining what you learned in the project. Fair display is either the item made, or tri-fold, or poster. Division 33 Class 365A	Companion Animal Day

* Project skill level indicates the project's intended audience. **B** = Beginning level—for members with little or no experience in a project area, or 8 to 10 year olds; **I** = Intermediate level, for members with some experience in a project area, or 11 to 13 year olds; **A** = Advanced level—for experienced members in a project area, or 14 or older; and **X** = All levels—for all skill and age levels. Exceptions to these age guidelines are noted.

Project Number and Name	Skill Level*	Project Completion Requirements See each project book for complete details.	County Requirements	State Fair Requirements See the 4-H State Fair Guidebook for complete details for non-livestock projects.
365.02 <i>Self-Determined, Creative Arts</i>	X	Using the online Self-Determined Project Guide: Topic identification At least 3 areas of interest, each with at least 3 activities At least two learning experiences At least two leadership/citizenship experiences Project summary	Bring completed Form 365 project record, item you made (if applicable), or tri-fold or poster explaining what you learned in the project. Fair display is either the item made, or tri-fold, or poster. Division 33 Class 365A	Creative Arts Day I: completed project book, display (representing their learning experience), and interview
365.03 <i>Self-Determined, Family Life</i>	X	Using the online Self-Determined Project Guide: Topic identification At least 3 areas of interest, each with at least 3 activities At least two learning experiences At least two leadership/citizenship experiences Project summary	Bring completed Form 365 project record, item you made (if applicable), or tri-fold or poster explaining what you learned in the project. Fair display is either the item made, or tri-fold, or poster. Division 33 Class 365A	Family Life Day: completed project book, display, and interview
365.04 <i>Self-Determined, Natural Resources</i>	X	Using the online Self-Determined Project Guide: Topic identification At least 3 areas of interest, each with at least 3 activities At least two learning experiences At least two leadership/citizenship experiences Project summary	Bring completed Form 365 project record, item you made (if applicable), or tri-fold or poster explaining what you learned in the project. Fair display is either the item made, or tri-fold, or poster. Division 33 Class 365A	Natural Resources Day: completed project book, display, and interview

* Project skill level indicates the project's intended audience. **B** = Beginning level—for members with little or no experience in a project area, or 8 to 10 year olds; **I** = Intermediate level, for members with some experience in a project area, or 11 to 13 year olds; **A** = Advanced level—for experienced members in a project area, or 14 or older: and **X** = All levels—for all skill and age levels. Exceptions to these age guidelines are noted.

Project Number and Name	Skill Level*	Project Completion Requirements See each project book for complete details.	County Requirements	State Fair Requirements See the 4-H State Fair Guidebook for complete details for non-livestock projects.
365.05 Self-Determined, Quilt	X	Using the online Self-Determined Project Guide: Topic identification At least 3 areas of interest, each with at least 3 activities At least two learning experiences At least two leadership/citizenship experiences Project summary	Bring completed Form 365 project record, item you made (if applicable), or tri-fold or poster explaining what you learned in the project. Fair display is either the item made, or tri-fold, or poster. Division 34 Class 365F	Quilt Day: completed project book, quilt and interview
365.06 Self-Determined, Workforce Prep	X	Using the online Self-Determined Project Guide: Topic identification At least 3 areas of interest, each with at least 3 activities At least two learning experiences At least two leadership/citizenship experiences Project summary	Bring completed Form 365 project record, item you made (if applicable), or tri-fold or poster explaining what you learned in the project. Fair display is either the item made, or tri-fold, or poster. Division 33 Class 365A	Workforce Preparation Day: registration form (mailed ahead of time); display; mock interview, including resume and appropriate attire; and interview

Workforce Preparation

382 Am I Ready for Work?	I	All 9 activities and Talking It Over questions At least 2 learning experiences At least 2 leadership/citizenship activities Project Review	Bring completed project book and poster or tri-fold. Exhibit will be poster or tri-fold. Division 33 Class 365A	Workforce Preparation Day: registration form (mailed ahead of time); display; mock interview, including resume and appropriate attire; and interview
---------------------------------	---	---	--	--

* Project skill level indicates the project's intended audience. **B** = Beginning level—for members with little or no experience in a project area, or 8 to 10 year olds; **I** = Intermediate level, for members with some experience in a project area, or 11 to 13 year olds; **A** = Advanced level—for experienced members in a project area, or 14 or older; and **X** = All levels—for all skill and age levels. Exceptions to these age guidelines are noted.

Project Number and Name	Skill Level*	Project Completion Requirements See each project book for complete details.	County Requirements	State Fair Requirements See the 4-H State Fair Guidebook for complete details for non-livestock projects.
386 You're Hired!	A	All 8 activities and all Talking It Over questions At least 2 learning experiences At least 2 leadership/citizenship activities Project review	Bring completed project book and poster or tri-fold. Exhibit will be poster or tri-fold. Division 33 Class 365A	Workforce Preparation Day: completed project book, display and interview
387 Here, There, Ag Careers Are Everywhere!	A	All 8 activities and all Talking It Over questions At least 2 learning experiences At least 2 leadership/citizenship activities Project summary and project review	Bring completed project book and poster or tri-fold. Exhibit will be poster or tri-fold. Division 33 Class 365A	Workforce Preparation Day: registration form (mailed ahead of time); display; mock interview, including resume and appropriate attire; and interview

* Project skill level indicates the project's intended audience. **B** = Beginning level—for members with little or no experience in a project area, or 8 to 10 year olds; **I** = Intermediate level, for members with some experience in a project area, or 11 to 13 year olds; **A** = Advanced level—for experienced members in a project area, or 14 or older; and **X** = All levels—for all skill and age levels. Exceptions to these age guidelines are noted.

2023 DRESS CODES

This following dress code is in effect for:

- Family & Consumer Science (FCS) Project Judging Days for Food & Clothing
- Family & Consumer Science Miscellaneous Special Interest Project Judging
- Ag Products/Still-Life Project Judging
- State Fair Try-Out/Early-Alternate Judging for FCS and Ag Products/Still-Life
Shorts, Capri Pants, Tank Tops, Sandals will be permitted

NO halter tops, midriffs or low-cut tops

NO short skirts or shorts. Skirts and shorts must be at least mid-thigh length (see attached examples)

NO clothing with advertising, logos, or wording (this includes commercial products, services, 4-H club names, family farm or business, etc. on hats, shirts, jackets, etc.)

NO cell phones

BE NEAT AND CLEAN!

If a 4-H member is inappropriately dressed, he or she will be asked by a 4-H Professional, adult 4-H leader or chaperone to go change into something appropriate.

The following dress code is in effect for:

- All Jr. Fair Livestock Auctions during fair

NO shorts, NO capri pants, NO tank tops, NO sandals

NO halter tops, midriffs or low-cut tops

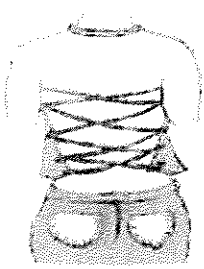
NO clothing with advertising, logos, or wording (this includes commercial products, services, 4-H club names, family farm or business, etc. on hats, shirts, jackets, etc.)

NO cell phones!


BE NEAT AND CLEAN!

Dress codes for Junior Fair Exhibitors showing animals in the Lorain County Junior Fair will be printed in the Junior Fairbook which is available mid-May – early June.

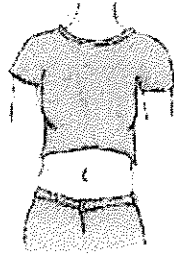
Dress Code (Not Acceptable)



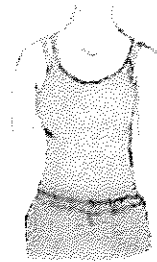
Backless Shirt



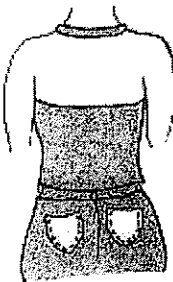
Long Chains



Visible Midriff




Visible undergarments and spaghetti straps.




Halter Top



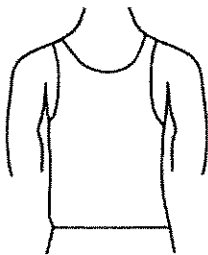
Low-Cut Top



Visible Undergarments



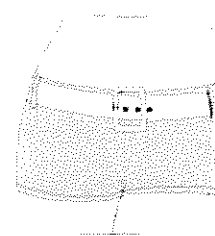
Tube Top



Muscle T-Shirts
(Guys)



Offensive Slogans, Advertisements
or Artwork on T-shirts and Hats



Skirts or shorts
too short

Art work by Cynthia Sperry, California, 2003

Muscle T-Shirt & Cap art work by Jim Dewey Brown, New Mexico, 2006 Shorts art work by

Jacqueline Muniz & Sue Miller, New Mexico, 2009

2023 Ohio State Fair 4-H Non-Livestock Schedule

July 26 – August 6

SUNDAY	MONDAY	TUESDAY	WEDNESDAY	THURSDAY	FRIDAY	SATURDAY
			26 OPENING DAY Health Day (Y) Quilt Day (Y)	27 Creative Arts I Day (Y) Home Decorating Day (Y) Family Life Day (RE)	28 Companion Animal Day (Y) Vet Science Day (Y) Welding Day (Ag Eng)	29 STEM Day (Y) Photography Day (RE)
30 Leadership Day (Y)	31 Woodworking Day (Y)	1 Food and Nutrition (Y) Clothing (R) Creative Arts II (Cake Decorating) (Y)	2 Food and Nutrition (Y) Workforce Prep (Y) Clothing (R)	3 Communications (R) Food and Nutrition (Y)	4 Shooting Sports Day (Y)	5 Natural Resources Day (Y)
6 FAIR ENDS Self-Determined (Y)						
	(Y) Youth Center (Lausche Building) (RE) Rhodes Center East Auditorium (RW) Rhodes Center West Auditorium (R) Rhodes Center Auditorium			Off Site Events: Welding – Ag Engineering Building		

3/21/2023