

Lorain County 4-H Show



Standard Operating Procedures and Show Rules 2023

Table of Contents

How to Put on Your Own Show.....	1
Show Checklist.....	6
Show Timeline.....	7
Sample Volunteer Position Description.....	8
Show Equipment Rental Procedures.....	9
Lorain County 4-H Horse Show Rules.....	10
Equipment Inventory Requests.....	16
Forms	
Participant Entry Form.....	19
Lorain County 4-H Dog Show Rules.....	20
Equipment Inventory Requests.....	23
Sample Forms	
Registration Form.....	25
Agility Registration Form.....	26
Ring Set-up Guides.....	27
Gate Sheet.....	28

How to Put on Your Own Show

The 3 most important factors in having a successful show

Organization – know what you are going to do and have all the materials available to complete the task. The more organized you are, the less stressed you will be the day of the show; and this will make for a much less stressful atmosphere at the show. This will make for a more enjoyable show for everyone.

Delegation – Get Help, and delegate the smaller tasks to someone you can trust to complete them in a timely manner.

Preparation – Do as much as you can as far in advance as you can. This will lessen the amount of work you need to do immediately before and during the show.

Organization

Decide what kind of show you are going to have, what style or discipline you are targeting:

Horse:

- Saddle, Small Equine, Draft
- Western, English, Reining
- Gaited, Walk-Trot, In-hand
- Dressage & Combined Training
- Rodeo, Gymkhana, or Contesting

Dog:

- Showmanship
- Obedience
- Rally
- Agility

Other

- Showmanship
- Type classes
- Market or breeding

Decide on a location for the show

- Make sure the location can accommodate the type of show you want to have.
- Make sure you have access to the specialty items you will need to put on the show (i.e., equipment, gates, PA system, etc. appropriate location). Find out what the facility will provide and what you must bring in yourself.
- Where will the competitors park their trailers?
- Is there easy access to water?
- Are there adequate warm up areas?
- Are there adequate restrooms or will you need Port-a-Potties?
- What kind of electrical outlets are available and what will you need. Does the facility have an on-site PA system for use and/or rental?
- Are tables available for use and/or rental

Set a show date and possibly a rain date

If possible, see what other activities are going on in your area that might draw participants away from your show.

Set your class list.

- Are you going to offer divisions and division championships?
- How many places are you pinning in each class?
- What other prizes are you going to offer?

Are you following the show rules for Ohio and Lorain County 4-H?

Establish a working budget

- How much are you going to charge for each class (estimate the probable number of participants in each class to get an estimate of the income from the show).
- Consider soliciting donations. Donors may be printed on the final class sheet and announced at the show (this is a good source of additional income).

Expenses:

- Ribbons (cost of ribbons x the number of places you are pinning x the number of classes you are offering)
- Division prizes (number of divisions by the cost of each champion and reserve award)
- Officials: Judges
- Announcer:
- EMT: Some shows and disciplines require an EMT on site, others recommend
- Secretarial supplies & Misc.:
 - Copies of class list & entry forms
 - Pens
 - Numbers (can often be obtained free from feed companies)
 - Safety pins
 - Port-a-Potties
 - One day event insurance
 - Equipment rental
 - Timer rental if required for classes offered.
 - Stop watch for other timed classes (Jumper, etc.)

Hire your officials

- Judge(s)– make sure the judge knows what level of participants you are targeting. Let them know what pattern classes you are offering and find out if they would prefer to provide the patterns or if they would like you to do them. If they are providing the patterns, request they provide you with a list of necessary equipment (barrels, cones, posts, etc.) and to bring copies to post the morning of the show. It is appropriate to have the judge's agreement in writing.
- Announcer – If the facility has a PA system or if you have access to a portable one, you can probably get one of your volunteers to announce for you and save the expense of hiring an announcer. If you hire an announcer, make sure they can provide a PA system if there is not one on the show grounds.
- If your show does not require you to have an EMT on site, notify the local rescue squad that you are holding this show, and make sure they know the exact location.

Delegation

- Decided what tasks to delegate and who can and will do them.
Remind the people who are doing them that they are very important and will require a time commitment. Some jobs can be scheduled in time blocks so one person is not tied up all day.
- Concessions: if you want to have concessions available, find someone who is willing to do them. If you do not have people willing to run a concession stand to benefit the show, considering offering another 4-H club the opportunity to run a concession stand as a fund raiser for their club. Make sure you let them know what kind of electrical facilities they can use, and if they will be allowed to set up a grill. A permit from the Health Department may be required.
- Secretarial duties: While the show organizer can serve as the secretary, be sure you have help, especially for the hour or so before the show starts when most people are filling out entry forms. It is a good idea to have at least 2 people there to transfer the entries to the class sheets (unless you have someone with a computer and show software).
- Ring steward and jump or trail crew.
- Ribbon presenters and runners. These are excellent jobs for the 4-H members who are not showing.
- Safety: Consider having a safety person or committee to police the grounds prior to the show (even the day before) and look for anything that might cause a safety problem. If found, either correct the problem, or make that part of the grounds off limits.

Preparation

- Get the word out: Create a flyer and/or send a class list to the 4-H Educator to include in the monthly newsletter, 4-H Updates, and social media.
- Visit the facilities, see what is there and where you want to set up such things as the secretary's table and concession stand, and where you want to seat the judge and announcer. Check out the electrical service and outlet availability. Find out about the availability of large items like tables and chairs for the concession and secretary so you will know what you need to bring. If you need port-a-potties, find out where they should be placed.
- Check with the ribbon company about the lead time for the ribbons. Allow yourself at least an extra week for your order. Back numbers and/or arm bands need to be ordered in advance of the show.
- Reserve such things as port-a-potties and show equipment well in advance. Make sure there will be someone at the show facility when the port-a-potties are delivered.
- Assemble all the items for the secretary's table.

You will need:

- Copies of the class list
- Entry forms
- Class sheets
- Drop/Add forms
- Division tally sheets if you are awarding championships
- Pens
- Back numbers/Arm Bands
- Safety Pins
- Tape
- Markers
- Cash box
- First Aid Kit
- Cell Phone
- Table & Chairs (if not provided by the facility)
- Warning Sign (should be on the grounds, but it is a good idea to have one at the table)
- Current 4-H State Rule Book

Show Checklist

This is a checklist of most common items necessary for a successful show.

General:

- Ribbons & prizes
- Port-A-Potties
- One Day Event Insurance
- Officials confirmed
- Back Numbers/Arm Bands
- Courses and Patterns
- Timers
- Stop Watches
- Walkie Talkies

Forms:

- Show Bill
- Entry Forms
- Drop/Add forms
- Class entry forms
- Division Tally forms

Secretarial Supplies

- Pens or pencils
- Markers
- Poster paper
- Large safety pins
- Tape
- Extension cords
- Scratch paper
- First aid kit
- Cell phone
- Stapler
- Staple gun
- Cash box (and change)
- Calculator
- Table & Chairs
- Rule book (if recognized show)

People needed day of show

- Equipment checker 1 to 2 people
- Person to direct traffic 1 to 2 people
- Gate Keeper(s) 1 per gate
- Show Steward(s) 1 at all times
- Entry Clerk 2 people
- Ring Crew/Ring Steward 1 to 3 people
- Runners 2 to 3 people
- Ribbon Person 1 person
- Announcer 1-2 people

Show Timeline

At least three months in advance:

- Decide on the date, location, and type of show.
- Start getting your show committee together.
- Complete the County-wide event request.

As soon as possible after determining the date, etc.

- Start getting the word out.
- Hire your judge, announcer and any other officials needed.
- Determine your class list 6 to 8 weeks in advance.
- Order the ribbons and other prizes.
- Start getting your show materials together – both secretarial and ring – 3 to 4 weeks in advance
- Finalize your volunteers – make sure you have a few in reserve 1 to 2 weeks in advance
- Have a meeting of the show committee to make sure you have everything organized
- Contact the local rescue squad to give them a heads-up that you are having the show and make sure they know the exact location.
- Visit the show facility to inspect the grounds and make sure there is nothing else you need to provide for the show.

The day before the show

- Do a final safety inspection of the show grounds.
- Make sure you have all your show forms and show supplies.
- Check the weather for the day of the show.
- Show up and have fun!

Sample Show Volunteer Position Descriptions

Position names and duties may vary between species

Entry Clerks

1. Collect completed show entry forms and payment.
2. Provide exhibitor armbands/back numbers.
3. Organize class/gate sheets and score sheets for judging.
4. Clerk(s) should be familiar with all classes and who is eligible to compete in what class.

Ring Crew/ Ring Steward(s)

1. Assist in setting up class equipment and re-setting equipment between exhibitors.
2. Be available to assist judge as needed: serve as post, keep time, etc.

Show Steward

1. Interpret and clarify Ohio 4-H State Species Show Rules and County Rules.
2. The steward has no authority in connection with the management or judging of the show at which they serve. The steward may supervise the ring crew with setting up proper equipment to keep the show moving along smoothly.
3. It's the steward's responsibility to enforce gate and other show related time limits. This may require communication with the show committee.
4. Each show steward may file a written steward report with the show committee at the end of the show. Note any rule interpretations, conflicts, or injuries, noting the class number and name and exhibitor's number and name. This report will be turned in with the final show report and paperwork.
5. Steward should have knowledge and abilities to properly inspect exhibitor equipment (bit, helmet, leash, tack, etc.). Inspections should happen before exhibitor enters the show ring.

Show Equipment Rental Procedures

Lorain County 4-H has equipment to rent/borrow for horses (saddle horse and mini equine) and dog shows. Mini Equine and Dog Equipment are housed in cargo trailers at the Lorain County fairgrounds. Saddle Horse equipment is housed in the announcer's booth at Carlisle Equestrian Center.

1. Complete and turn in the equipment request form to the Extension office minimum of 30 days prior to your event.
2. You will be notified by the Extension office if your request is approved and when you may pick up the equipment trailer key and inventory checklist.
3. The Extension office will request the trailer be placed near your show location one-three days prior to the show. If your show location is not the fairgrounds, it will be placed just outside building 17 available for pick-up one-three days prior to the show.
4. Complete the opening inventory checklist to ensure that all equipment is received in good condition. If something is missing or broken be sure to call the Extension office right away.
5. Pay attention to how the equipment is stored in the trailer. Be sure to follow the diagram provided to you with the inventory paperwork to ensure that equipment is properly returned for the next user.
6. Be sure to properly clean any equipment that became dirty from use.
7. Complete the closing inventory checklist at the end of your show/event. If any equipment was broken or left in an unsatisfactory condition, your club will receive a bill.
8. Be sure to close and lock the trailer once you are done. If your show/event was off the fairgrounds, return the trailer to the fairgrounds within one day of the show.
9. Return inventory checklist and keys in the enveloped they were received to the Extension office the business day immediately following the show.

2023 LORAIN COUNTY 4-H GENERAL HORSE SHOW RULES

All 4-H Shows will follow the OSU Extension Uniform Rules for 4-H Horse Shows in the State of Ohio.

Eligibility:

1. An eligible exhibitor must be enrolled as a 4-H Club Member, FFA chapter member, Campfire USA, or Farm Bureau Youth, enrolled in a horse project, and completed the required Horse Ethics and safety program- EquiStep by Jun 1, 2023.
2. Age divisions are based on member's age as of January 1 of the current 4-H year:
Junior Division: 8 through 13
Senior Division: 14 through 18
 - All 4-H project horses must have a horse registration on file with the Lorain County 4-H office by April 15th.
3. If a project animal is being leased, a copy of the lease agreement must be turned into the Extension office by April 15th.
4. A hardship is an unforeseen and unavoidable circumstance that causes the 4-Her to lose the use of their project animal that was declared by April 15th. Examples would be death or major injury to project; lessor pulls lease or sells project without warning. Deadline to request a hardship is July 1st. These are considered on a case-by-case basis. Just because a hardship request is submitted does not mean it will automatically be granted.

Past Class Descriptions:

Saddle Horse

ENGLISH ROAD HACK CLASS – Must be shown both ways of the ring at a flatfooted walk, trot, extended trot, easy canter, and a hand gallop, with the ability to move on if required. After hand gallop, horse must stop and stand on a reasonable loose rein. Horse must stand quietly and back readily. Entries must change from any gait to a flatfooted walk on command. **EXTREME SPEED SHALL BE PENALIZED IN THE HAND GALLOP.** Never more than eight riders to hand gallop at one time. To be judged on performance, substance, and manners. Martingales are prohibited.

WESTERN HACK CLASS – To be shown on a reasonable loose rein without loss of contact. To be shown both ways of the ring at a flatfooted walk, trot, extended trot, easy canter, and hand gallop with ability to move on if required, then stop and stand quietly. Special emphasis should be placed on the extended trot in form. Never more than eight riders to hand gallop at one time. Otherwise, the judge may split the class at his/her discretion. All horses must work within a reasonable distance of the rail except when passing. **EXTREME SPEED SHALL BE PENALIZED IN THE HAND GALLOP.**

WESTERN HORSEMANSHIP & SHOWMANSHIP - CONTEST – In addition to State 4-H Uniform Rules, to qualify, one must ride in two or more timed events during each show participated in or points are forfeited, unless the horse becomes unsound during the show as determined by judge. The show

committee will keep a list of contest horsemanship class entrants for the horse show. Contest horse shall be declared at the beginning of the show season. Entrants cannot enter any other Western Horsemanship Class with the same horse or pony at that show.

STAKE BEND – Horse must bend both ways of the course through five rubber cones at least 28 inches high. First cone 15 feet off start line with the rest of the cones to be 30 feet apart. Timing of the run begins when the horse's nose crosses the starting line and stops when it crosses the finish line. To be judged on time only. Horse must bend through first five cones clearly or be eliminated. Cone knocked down on return incurs a five second penalty. Every horse to be serviceably sound. Horse must start and stop inside the ring.

STAKES RACE - Two poles set 84' apart, the first 21' from the start–finish line. The horse and rider run down to the right or left side of the poles to the second pole, making either a right- or left-hand turn. The exhibitor shall then run to the first pole and make a turn in the opposite direction. Exhibitors then run back to the second pole and repeat the first turn then run straight back to the start/finish line. The exhibitor shall not cross between the two poles before making the first turn or after the third turn. Any poles knocked over or failure to do a correct pattern will result in a “No Time”.

POLE BENDING - Six poles set in a straight line, each spaced 21' apart with the start-finish line 21' in front of the first pole. The height of the poles should be six feet. The rider crosses the start line, travels to the last pole, bends back to weave through each of the poles, turns, and travels back weaving through each of the poles, then run straight back to the start/finish line. A rider going past a pole that they were to weave and loop back to get around the pole or backing is considered off pattern and will receive a “No Time”. Knocking a pole down will result in a 5-second penalty for each pole knocked down.

FLAG RACE – Two five-gallon pails, half filled with fine sand will be placed in the ring on 55-gallon drums, one on each side of the ring. Rider to cross the starting line at a run or canter, pick up the flag, go around the cone at the end of the ring, and deposit the flag in the second pail while still in a canter and continue to the finish line, stopping horse in the ring. Barrels will be placed on the rail and end cone placed 30 feet from fence. Horse must go between end cone and fence. Knockdown of any equipment, including cone, will result in disqualification. If the rider picks up the flag, but fails to place flag in second pail, the rider is disqualified. If the flag is not picked up, the rider is disqualified. Permanent flag must be used; dowel 18 inches long and 1 inch diameter.

REINING CLASS – Reining pattern to be chosen by each member at the time they sign-up for the class at each horse show. Members may show two different horses and the pattern must be announced for each horse.

Small Equine

Lead length for all jumping classes must be 12 to 15 feet. Leads may NOT include a chain for any of the jumping and hunter classes.

Lead length for all trail in hand classes must be 12 to 15 feet. Leads may include a chain over or under the muzzle in any of the trail in hand classes.

Juniors are 13 and under Seniors are 14-18 years of age

JUNIOR SHOWMANSHIP: Members may be dressed in Western attire. Showmanship classes are judged on the fitting and the grooming of the equine and on the showman to present the equine properly and to its best advantage. Patterns will be posted. Members participating within this class are ineligible to participate within any other showmanship class with the same project equine.

SENIOR SHOWMANSHIP: Members may be dressed in Western attire. Showmanship classes are judged on the fitting and the grooming of the equine and on the showman to present the equine properly and to its best advantage. Patterns will be posted. Members participating within this class are ineligible to participate within any other showmanship class with the same project equine.

SMALL PONY SHOWMANSHIP: designed for a 4-H member in any age division (*Jr, Intermediate, and Sr divisions*) to show their project small pony over 38" to under 50" in a showmanship division. Members may be dressed in Western attire. Showmanship classes are judged on the fitting and the grooming of the equine and on the showman to present the equine properly and to its best advantage. Patterns will be posted. Members participating within this class are ineligible to participate within any other showmanship class with the same project equine.

DONKEY SHOWMANSHIP: designed for a 4-H member in any age division (*Jr, Intermediate, and Sr divisions*) to show their project donkey up to 38" in a showmanship division. Members must be dressed in Western attire. Showmanship classes are judged on the fitting and the grooming of the equine and on the showman to present the equine properly and to its best advantage. Patterns will be posted. Members participating within this class are ineligible to participate within any other showmanship class with the same project equine.

MARE HALTER A: designed for miniature horse mares who measured 34" and under only. Equine are to be shown in a halter at a walk and trot. Judge will ask for an equine to walk past them and then trot away and line up (usually head to tail). It is preferred that the equine stands square. Mares entering this class should be 3 years old and over.

MARE HALTER B: designed for miniature horse mares who measured over 34" up to 38". Equine are to be shown in a halter at a walk and trot. Judge will ask for an equine to walk past them and then trot away and line up (usually head to tail). It is preferred that the equine stands square. Mares entering this class should be 3 years old and over.

GELDING HALTER A: designed for miniature horse geldings who measured 34" and under only. Equine are to be shown in a halter at a walk and trot. Judge will ask for an equine to walk past them and then trot away and line up (usually head to tail). It is preferred that the equine stands square. Geldings entering this class should be 3 years old and over.

GELDING HALTER B: designed for miniature horse geldings who measured over 34" up to 38". Equine

are to be shown in a halter at a walk and trot. Judge will ask for an equine to walk past them and then trot away and line up (usually head to tail). It is preferred that the equine stands square. Geldings entering this class should be 3 years old and over.

DONKEY HALTER: designed for all sexes/ages of donkeys who measured 38" and under to compete in a halter class. Equine are to be shown in a halter at a walk and trot. Judge will ask for an equine to walk past them and then trot away and line up (usually head to tail). It is preferred that the equine stands square. Members participating within this class are ineligible to participate in any other halter class with the same project equine.

SMALL PONY HALTER: designed for all sexes/ages of small ponies who measured over 38" up to 50" to compete in a halter class. Equine are to be shown in a halter at a walk and trot. Judge will ask for an equine to walk past them and then trot away and line up (usually head to tail). It is preferred that the equine stands square. Members participating within this class are ineligible to participate in any other halter class with the same project equine.

JUNIOR HUNTER: designed for members to participate with their 4-H project within an in-hand hunter class. Tack must be a halter and a lead which is 12 to 15 feet long. No chains or whips are allowed. Hunters are to be judged on style of jumping, manners, and way of going. Patterns will be posted. Members may be dressed in English or Western attire to compete in this class. ALL equine **MUST** be at least 3 years old.

SENIOR HUNTER: designed for members to participate with their 4-H project within an in-hand jumping class. Tack must be a halter and a lead which is 12 to 15 feet long. No chains or whips are allowed. Hunters are to be judged on style of jumping, manners, and way of going. Patterns will be posted. Members participating in this class may be dressed in Western or English attire. All equine **MUST** be at least 3 years old.

JUNIOR SMALL EQUINE JUMPER: designed for members to participate within an in-hand jumping class. Tack must be a halter and a lead which is 12 to 15 feet long. No chains or whips are allowed. Jumpers are scored on accumulated faults only, unless there is a tie, in which case there will be a jump off. Patterns will be posted. Members may be dressed in Western or English attire. Class is designed for project equine 38" and under. Equine **MUST** be at least 3 years old. Members participating in this class are ineligible to enter small pony jumper.

SENIOR SMALL EQUINE JUMPER: designed for members to participate within an in-hand jumping class. Jumpers are scored on accumulated faults only, unless there is a tie, in which case there will be a jump off. Patterns will be posted. Members participating in this class may be dressed in Western or English attire. Class is designed for project equine 38" and under. Equine **MUST** be at least 3 years old. Members participating in this class are ineligible to enter small pony jumper.

SMALL PONY JUMPER: designed for members of all ages (*Jr, Sr divisions*) to compete within an in-hand jumping class with their equine over 38" up to 50". Jumpers are scored on accumulated faults only, unless there is a tie, in which case there will be a jump off. Patterns will be posted. Members participating in this class may be dressed in Western or English attire. Equine **MUST** be at least 3 years old. Members participating in this class are ineligible to participate in any of the small equine jumper classes with the same project equine.

DONKEY TRAIL-IN-HAND: designed for a 4-H member in any age division (*Jr, Sr divisions*) to show their project donkey up to 38" in a Trail-In-Hand class. This class is for equine to be exhibited with the handler on the ground, putting the equine through the obstacles. Tack must be a leather or nylon halter and a lead that is 12 feet long but no more than 15 feet long. A chain is allowed over or under the nose and a whip is optional. Patterns will be posted. Members must be dressed in Western attire. Members participating within this class are ineligible to participate within any other Trail-In-Hand class with the same project equine.

JUNIOR TRAIL-IN-HAND: Members participating in this class is Western attire. This class is for equine to be exhibited with the handler on the ground, putting the equine through the obstacles. Tack must be a leather or nylon halter and a lead that is 12 feet long but no more than 15 feet long. A chain is allowed over or under the nose and a whip is optional. Patterns will be posted. Open to miniature horses and small ponies. There is no height limitation for equine for this class.

SENIOR TRAIL-IN-HAND: Members participating in this class is Western attire. This class is for equine to be exhibited with the handler on the ground, putting the equine through the obstacles. Tack must be a leather or nylon halter and a lead that is 12 feet long but no more than 15 feet long. A chain is allowed over or under the nose and a whip is optional. Patterns will be posted. Open to miniature horses and small ponies. There is no height limitation for equine for this class.

DRIVEN TRAIL: designed for members with driving experience to showcase their ability to maneuver themselves in a cart through a set obstacle course. Members participating within this class can be from any age division (*Jr., Intermediate, and Sr divisions*) and there is no height limitation upon this class. Open to donkeys, miniature horses, and small ponies. Members participating within this class are ineligible to participate in the ground driving class. Patterns will be posted. Equine **MUST** be at least 3 years old, must have an approved helmet, a cavesson and requires a bit check prior to entering the class; please refer to State Rulebook for further information regarding approved bit.

GROUND DRIVING: designed to be a transition class and provide members and their project equine understanding, control, handling and experience of ground driving prior to moving into a driving class. To qualify for ground driving, either the member must have NEVER entered a driving class in 4-H **OR** the horse must have NEVER entered a driving class in 4-H. **ONE** of the horse/handler combinations **MUST** have never participated in any type of driving class within the 4-H program. Members have **ONE** show season to participate within this class before moving into a driving class. However, a member is eligible to enter a driving class at any time during the one-year period (*IMPORTANT: They will be permitted to move up but will NOT be permitted to move back into the ground driving class.*) Class is open to both Jr and Sr age divisions, donkeys, miniature horses, and small ponies of all height divisions. Members must have proper attire and tack for participation. Equine entering this class must have an approved helmet, a cavesson and it requires a bit check prior to entering the class; please refer to State Rulebook for further information regarding approved bit.

1ST AND 2ND YEAR DRIVING: designed to allow beginning drivers to compete against other members with the same experience. Members participating within this class can be from any age division and there is no height limitation upon this class. Members competing within this class are ineligible to participate in the ground driving class. This purpose of this class is based on driving experience with no relation to amount of years' member has been participating within the 4-H project area itself. Open to donkeys, miniature horses and small ponies. Equine **MUST** be at least 3 years old, have an approved

helmet, a cavesson and bit check prior to entering this class; please refer to State Rulebook for further information regarding approved bit.

3RD YEAR AND OVER DRIVING: designed to allow experienced drivers to compete against other members of the same experience. Members participating within this class can be from any age division (*Jr, Intermediate, and Sr divisions*), and there is no height limitation upon this class. Members competing within this class are ineligible to participate in the ground driving class. Open to donkeys, miniature horses, and small ponies. Equine **MUST** be at least 3 years old, have an approved helmet, a cavesson and bit check prior to entering this class; please refer to State Rulebook for further information regarding approved bit.

Saddle Horse Equipment Request/Inventory

All Saddle Horse Equipment is housed at the Carlisle Equestrian Center in the announcer's booth. Upon approval to borrow, you will receive the keys to access equipment and the opening and closing inventory equipment paperwork. Keys and completed paperwork are due to the Extension office the first business day following your show/event. Should any equipment be broken or left in unsatisfactory condition, your club will receive a bill.

Club: _____

Contact Name: _____

Contact phone Number: _____

Contact E-mail: _____

Date of Show/Event: _____

#	Item	Location	Opening Inventory	Closing Inventory
20	Large Orange Cones	Upstairs		
5	Small Orange Cones	Upstairs		
2	Complete Jumps (4 posts, 2 crossbars, cups)	Upstairs		
12	Wooden leads and posts	Upstairs		
10	Long PVC	Upstairs		
5	Short PVC	Upstairs		
10	5-gallon buckets	Upstairs		
1	Lasso	Black storage cabinet		
1	Cow Head Roping Dummy	Black storage cabinet		
1	Amp & microphone system	Black storage cabinet		
	Extension Cords	Black storage cabinet		
6	6' Poles	Upstairs		
3	Large Barrels	Stored Under the Stairs		
1	Two-piece bridge	Stored downstairs		
1	Contest Timer with 2 stands	In case in black storage cabinet		
4	Sets of Walkie Talkies	In container in black storage cabinet		

Small Equine Equipment Request

All Small Equine Horse Equipment is housed in a cargo trailer at the Lorain County Fairgrounds. Upon approval to borrow, you will receive the keys to access the trailer and equipment and the opening and closing inventory equipment paperwork. Keys and completed paperwork are due to the Extension office the first business day following your show/event. Should any equipment be broken or left in unsatisfactory condition, your club will receive a bill.

Club: _____

Contact Name: _____

Contact phone Number: _____

Contact E-mail: _____

Date of Show/Event: _____

#	Item	Location	Opening Inventory	Closing Inventory
1	Equipment Trailer	Lorain County Fairgrounds		
3	Seta of Walkie Talkies	SESP Equipment Trailer		
1	Timer	SESP Equipment Trailer		
1	Show Box w/ misc. supplies	SESP Equipment Trailer		
1	File Box	SESP Equipment Trailer		
6	Sets of Jumps	SESP Equipment Trailer		
6	Jump Cups	SESP Equipment Trailer		
3	Orange Cones	SESP Equipment Trailer		
1	"L" shaped obstacle	SESP Equipment Trailer		
7	2" PVC Pipe- Jump poles	SESP Equipment Trailer		
6	1" PVC Pipe - Ground poles	SESP Equipment Trailer		
1	4'x 8' Plywood Bridge	SESP Equipment Trailer		
1	2'x 6' Bridge	SESP Equipment Trailer		
4	2'x 5' PVC Obstacle poles	SESP Equipment Trailer		
4	Blue Muck buckets	SESP Equipment Trailer		
6	Muck Forks	SESP Equipment Trailer		

1	Mailbox	SESP Equipment Trailer		
1	Blue Tarp	SESP Equipment Trailer		
2	Hula Hoops	SESP Equipment Trailer		
1	4' green PVC Side Pass	SESP Equipment Trailer		
3	Black Muck Buckets	SESP Equipment Trailer		
2	Brooms	SESP Equipment Trailer		
#	Item	Location	Opening Inventory	Closing Inventory
1	Dustpan	SESP Equipment Trailer		
1	Bucket	SESP Equipment Trailer		
3	Burlap Sacks	SESP Equipment Trailer		
1	Bag of Feed Sacks	SESP Equipment Trailer		
2	Manure Signs	SESP Equipment Trailer		
1	Box of Ribbons	SESP Equipment Trailer		
1	First Aid Kit	SESP Equipment Trailer		
1	Container of egg & spoons	SESP Equipment Trailer		

Lorain County 4-H Horse Show

Show Date Here

The undersigned Owner/Exhibitor does hereby release the Lorain County 4-H Horse Clubs, Lorain County Cooperative Extension Service, Facility location and the officials and organizers of this event from any liability arising out of my participation in the same and does hereby agree to hold harmless and indemnify such individuals from any liability, whether intentionally or negligently caused, arising out of my participation in such event. This agreement shall extend to any participant and animal participating of which I am the Owner/Exhibitor and to any person injured by such participant or animal. All activities will be conducted in a safe manner; and any animal or participant deemed to be unsafe, in the sole opinion of the event management, may be barred from participation in any class or from the show.

****** Warning ******

Under Ohio law, any equine activity sponsor or equine professional is not liable for an injury or the death of a participant in equine activities resulting exclusively from the inherent risks of equine activities. Ohio Revised Code Section 2305.321 Title 23 Chapter 2305.

Signed: _____ Date: ____ / ____ / ____

(Legal Guardian if under 18)

Participant No:	Participant Name:		
Phone:	Address:		
Entry Fee:	City:	State:	Zip:
Paid: Cash Check	Horse's Name:		
4-H Club:	County:Leader:	Email Address:	

Please Circle the Class Number of Each Class Entered

1	2	3	4	5	6	7	8	9	10	11	12	13
14	15	16	17	18	19	20	21	22	23	24	25	26
27	28	29	30	31	32	33	34	35	36	37	38	39

Participants must enter at least 3 classes in an age division to be eligible for the division championship.

Division championship ties will be broken on equitation on the flat placings.

2023 LORAIN COUNTY 4-H GENERAL DOG SHOW RULES

All 4-H Shows will follow the General Dog Show Rules for Ohio 4-H/Ohio State Fair Participation in the State of Ohio, except where the state has no rules. Then Lorain County rules will apply. Rules for show regulations to be finalized at the March Educational Board each year.

Eligibility:

1. Exhibitor must be enrolled as a 4-H Club Member, FFA chapter member, Campfire USA, or Farm Bureau Youth.
2. 4-H qualifying dog projects include:
 - a. 2010 Obedience Training 2015 Showmanship 201P Performance (Agility)
3. The following forms must be completed and submitted to the Extension office by the enrollment deadline:
 - a. 4-H permission to participate form
 - b. Lorain County 4-H Dog Registration form (one per dog)
 - c. Vaccination Certificate (one per dog)
4. 4-H Exhibitors must have their dog project animal by April 1st. Please refer to state rules for additional information regarding ownership.

A hardship is an unforeseen and unavoidable circumstance that causes the 4-Her to lose the use of their project animal that was declared by April 1st. Examples would be death or major injury to project. Deadline to request a hardship is July 1st. These are considered on a case-by-case basis. Just because a hardship request is submitted does not mean it will automatically be granted.

5. Exhibitors must complete the required Dog Ethics & Safety program.
6. Lorain County 4-H members may register:
 - Two project dogs per rally level
 - One project dog in showmanship
 - One dog per obedience level
 - Any number of dogs per agility
7. Dogs must be at least 6 months old as of the show to enter obedience, showmanship, and rally classes. Dogs must be 18 months of age to enter agility classes.

Dogs do best when trained in a group setting. It is strongly recommended that exhibitors attend county 4-H dog trainings or commercial training classes involving the exhibitor AND dog. Please call the Extension office for additional details regarding 4-H Dog project trainings.

Show Management:

1. All Lorain County Dog shows must have a judge and one advisor trained in show SOP. No show shall start without a judge and a trained advisor.
2. All clubs are to use standardized entry forms and class sheets, which are housed on the Lorain County 4-H website.
3. Any 4-H dog show having more than one ring running simultaneously must have one judge per ring, and one volunteer ring steward per ring.

Show Etiquette:

1. Before approaching a judge, all persons must first approach a steward. During timed events the timekeeper is not to be approached until after the class is completed.
2. All dogs must always be kept on leash (unless in the show ring for an off-leash command or class).

Class Descriptions and Specific Rules:

Terminology

Discipline – refers to a show category. Each of the following is a discipline: Showmanship, Obedience, Rally, Agility

Level- refers to sub-categories within certain disciplines. For example, Novice is a level in Obedience discipline, Rally Excellent is a level in the Rally discipline.

Class – Refers to the two classes within certain disciplines and/or discipline levels. For example, A and B refer to the experience of your dog, Junior or Senior refers to the age of the handler

Disciplines offered in Lorain County

Obedience - Training your dog to obey basic control commands – sit, down, and heel.

Rally - The sport of rally is based on obedience. However, rather than waiting for the judge to give you an obedience order, you proceed around a course of stations with the dog in heel position and perform the obedience command indicated at each station.

Showmanship - A set of skills and etiquette used by dog handlers in a dog competition. This type of competition focuses on the handlers' ability to present the dog to its best advantage.

Agility - A dog sport in which a handler directs a dog through an obstacle course in a race for both time and accuracy.

Levels offered in Lorain County

First Year Beginner- offered in obedience.

In this class, there will be no scores. Exhibitors receive a grade of A, B, C. There are no placements in this class. Exhibitors are to display basic dog care knowledge and basic control needed for the family pet. Exhibitors that choose to enter this class are not eligible to participate in any other competitive classes. A member may choose to move into competitive classes at any time during the show season. Once they move into competition classes, they may not move back to this class. While entering in the first-year beginner level, an exhibitor may not enter in any other class. Exhibitor can only show in this class one year, may not enter this class with a new dog in following years.

Obedience Levels - Pre Novice, Novice, Graduate Novice

Rally Levels – Beginner, Novice, Intermediate, Advanced

Beginner Rally - Beginner Rally is a modified Novice Rally course (see state class description). Beginner Rally will have 5 to 10 stations, start and stops do not count towards points. Exhibitors may exhibit the same dog in Beginner Rally for only two years; one year in A and one year in B then move up to Novice Rally.

Agility Levels – Beginner, Level One, Level Two, Level three

Class

A or B – references the experience of the exhibitor AND dog

A Division Classes-For those exhibitors and for dogs who have no experience and not previously shown in the level. A Division Classes can only be entered one time. If you start a new dog, you must exhibit the new dog in B division classes.

B Division Classes-For those exhibitors and or dogs who have experience or have previously shown in each class level. This division can be repeated (depending on class qualifications) with the same dog or new dog.

Junior or Senior – References the age of the handler

Obedience Classes - Junior 13 yrs. and under and Senior 14-18 years

Showmanship Classes - Junior 11 yrs. and Under, Intermediate 12-14 yrs., and Senior 15-18 yrs.

Refer to the General Dog Show Rules for Ohio 4-H for additional class details

Dog Equipment Request/Inventory

All Dog show equipment is housed in a cargo trailer housed on the Lorain County fairgrounds. Upon approval to borrow, you will receive the keys to access equipment and the opening and closing inventory equipment paperwork. Keys and completed paperwork are due to the Extension office the first business day following your show/event. Should any equipment be broken or left in unsatisfactory condition, your club will receive a bill.

Club: _____

Contact Name: _____

Contact phone Number: _____

Contact E-mail: _____

Date of Show/Event: _____

#	Item	Location	Opening Inventory	Closing Inventory
57	Ring fence panels	Dog Equipment Trailer		
63	Ring Fence Stands	Dog Equipment Trailer		
2	Large Boards	Dog Equipment Trailer		
2	Small Boards	Dog Equipment Trailer		
2	Yellow tunnels	Dog Equipment Trailer		
1	Blue tunnel	Dog Equipment Trailer		
4	Square tables	Dog Equipment Trailer		
1	Rectangle Table	Dog Equipment Trailer		
2	Grooming Tables	Dog Equipment Trailer		
9	Chairs	Dog Equipment Trailer		
20	Weights	Dog Equipment Trailer		
8	Cones	Dog Equipment Trailer		
8	Rubber Floor Mats	Dog Equipment Trailer		
1	Blue Tarp	Dog Equipment Trailer		
4	Dry Erase Boards	Dog Equipment Trailer		
1	Box of Rally sign holders	Dog Equipment Trailer		
1	Small A frame	Dog Equipment Trailer		
1	Adjustable Table	Dog Equipment Trailer		

#	Item	Location	Opening Inventory	Closing Inventory
1	Small Teeter Jump	Dog Equipment Trailer		
1	Tire Jump with 4 legs	Dog Equipment Trailer		
1	Dog Walk	Dog Equipment Trailer		
6	Weave Poles and base	Dog Equipment Trailer		
6	Wall Jump Panels, poles & frame	Dog Equipment Trailer		
2	Tool Boxes	Dog Equipment Trailer		
1	Wooden Wall Frame	Dog Equipment Trailer		
2	Lattice Jump Frame	Dog Equipment Trailer		
6	Jump frames – 1 broken	Dog Equipment Trailer		
5	PVC Jump Sets	Dog Equipment Trailer		
25	PVC Poles mixture of 4'-5'	Dog Equipment Trailer		
2	Agility Measuring Sticks	Dog Equipment Trailer		
1	Practice jump in blue bag	Dog Equipment Trailer		
1	Gray tub with Binders & sign holders	Dog Equipment Trailer		
1	Tub of show supplies	Dog Equipment Trailer		
1	Equipment Trailer	Lorain County Fairgrounds		



Standardized Lorain County 4-H Dog Show Registration

Proceeds to go to the ABC 4-H Club

Show Date	Location address	Judge
Time	Contact Phone Number	Judges Name
	Rain Date	
General Fee: \$5	Class Fee: \$5 per class	\$2 arm band fee

Each class placed 1st-4th, Champion and Reserve awarded in Overall Obedience, Showmanship and Rally

Exhibitor's Name: _____ Exhibitor's Age on Jan. 1st. _____
 Exhibitor's Club: _____ Arm Band: _____
 Dog's Breed: _____ Dog's Name _____

*Classes: Please check **ALL** classes you are entering with **this** dog only.*

Obedience

- First Year Beginner
- Pre Novice A Jr. (8-13 yrs.)
- Pre Novice A Sr. (14-18 yrs.)
- Pre Novice B Jr. (8-13 yrs.)
- Pre Novice B Sr. (14-18 yrs.)
- Novice A
- Novice B
- Graduate Novice A
- Graduate Novice B
- Pre Novice Brace
- Novice Brace

Showmanship

- Showmanship A Jr. (8-11 yrs.)
- Showmanship A Int. (12-14 yrs.)
- Showmanship A Sr. (15-18 yrs.)
- Showmanship B Jr. (8-11 yrs.)
- Showmanship B Int. (12-14 yrs.)
- Showmanship B Sr. (15-18 yrs.)

Rally

- Beginner Rally A
- Beginner Rally B
- Novice Rally A
- Novice Rally B
- Intermediate Rally A
- Intermediate Rally B
- Advanced Rally A
- Advanced Rally B

I understand that by making this entry I am granting my child permission to enter this 4-H activity and understand the risks that are inherent in any activity involving live animals which includes my child, my dog, other people and/or dogs.

Signed by Member _____

Signed by Parent _____



Standardized Lorain County 4-H Dog Show Agility Registration

Proceeds to go to the ABC 4-H Club

Show Date	Location address	Judge
Time	Contact Phone Number	Judges Name
	Rain Date	
Entry Fees: \$10		\$2 arm band fee

Each class placed 1st-6th, Overall Champion and Reserve ribbons awarded

Exhibitor's Name: _____

Exhibitor's Age on Jan. 1st. _____

Exhibitor's Club: _____

Arm Band: _____

Dog's Breed: _____ Dog's Name _____

Height at Withers: _____

Height division entered. Please circle one.

4" 8" 12" 16" 20"

Check the class you are entering

_____ Beginner Agility A - On Lead

_____ Beginner Agility B - On Lead

_____ Level One

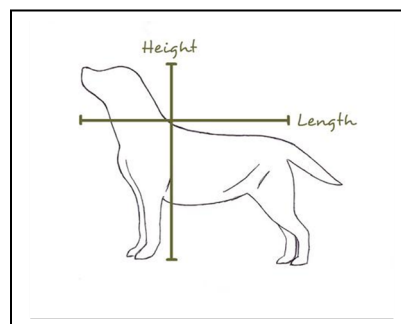
_____ Level Two

_____ Level Three

Jump Height Chart

Less than 10"	Jump 4"
10 to 12"	Jump 8"
12 to 18"	Jump 12"
18 to 22"	Jump 16"
Over 22"	Jump 20"

Measure dog at Withers



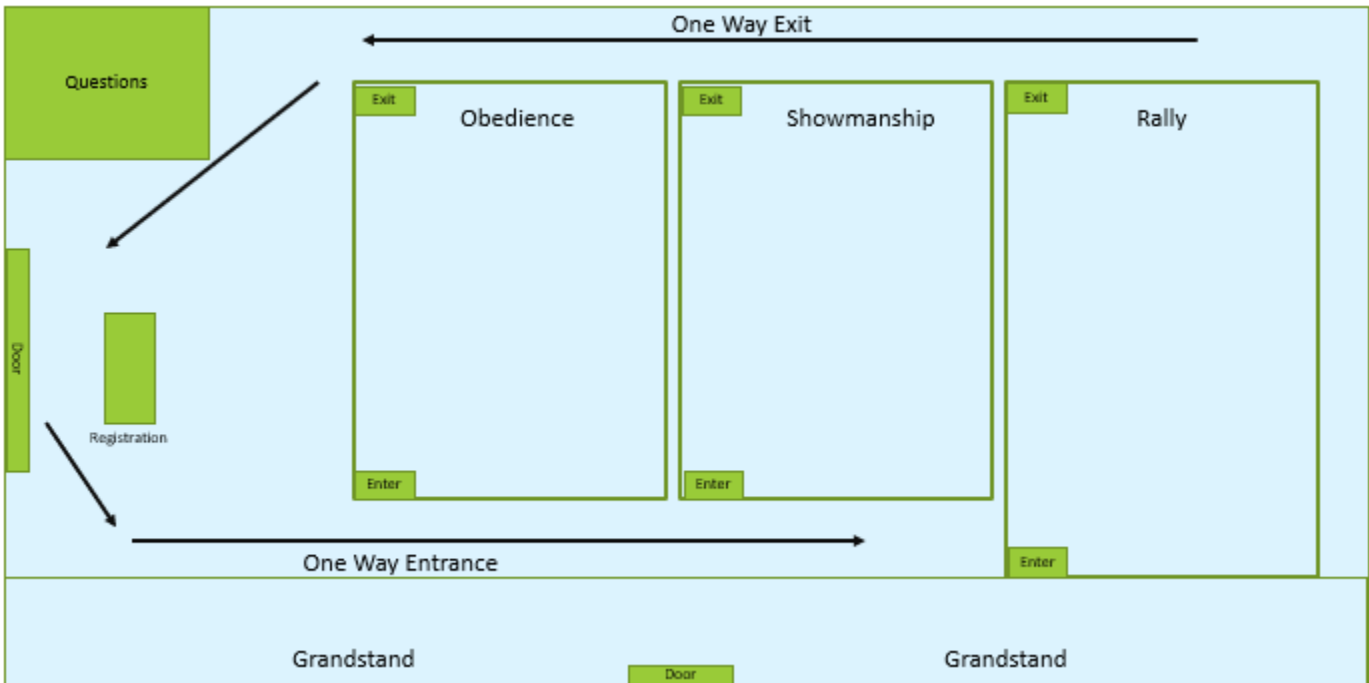
Dogs are permitted to Jump + or - one jump height of the listed heights, but not lower than 4" or higher than 20. You must declare your jump height on this entry form.

I understand that by making this entry I am granting my child permission to enter this 4-H activity and understand the risks that are inherent in any activity involving live animals which includes my child, my dog, other people and/or dogs.

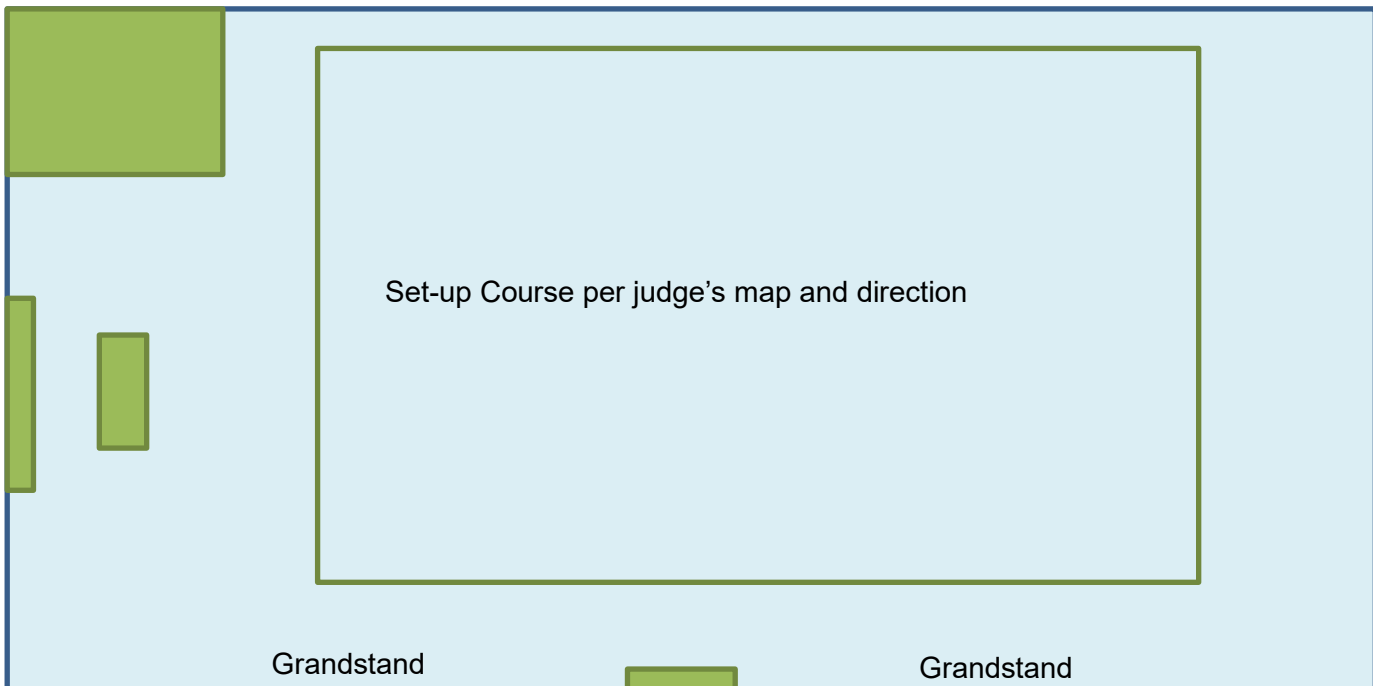
Signed by Member _____

Signed by Parent _____

Suggested three-ring set-up for obedience, showmanship, and rally show.



Suggested ring set-up for agility show.



Enter Gate Sheet Here